



EFFECTIVE DATE JANUARY 1ST, 2008
 CONFIDENTIAL PRICE SCHEDULE # 28 REV A



HIAWATHA INC. LIST PRICES

Visit WWW.HIAWATHAINC.COM for the Most Current Pricing and Products!

TERMS: Net 30 days in US funds for accounts that have "Open Account" status with us. A service charge of 2% per month will be applied to all accounts that are over 30 days past due.

PRICES AND DISCOUNTS: All prices are FOB Bloomington, Minnesota, and apply to one order for one destination shipments. All applicable taxes will be added to the invoice unless we have a resale exemption document on file.

HANDLING: A \$15.00 net handling charge will be added to all orders under \$50.00 list price.

FREIGHT: Hiawatha, Inc. will ship freight-allowed on shipments valued at \$850.00 net or more for customers within the continental US. Standard freight policies are for shipments to a single destination by carrier and route of Hiawatha, Inc's choice. A single \$5.00 net per order handling charge is added to all non-prepaid orders. Charges resulting from "Delivery Notification" from the freight company will be billed back to the customer. Customers have the option of specifying a carrier or routing, however when such a carrier or routing is specified, the order will be shipped freight collect or billed to a third party when relevant.

CLAIMS: Shortages or errors in shipment must be reported within 48 hours after receipt of goods. It is the responsibility of the customer to inspect and report damaged or lost merchandise to the delivering carrier at the time of delivery.

RETURNS: No merchandise may be returned for credit without a Returned Goods Authorization. We will not accept or credit any items of special order, special sizes or types of products. On items that are accepted for credit, a charge will be assessed to cover the cost of handling and any rework that may be required. A minimum 35% charge restocking charge will be based on the condition of the material and it's purchase price.

WARRANTY: All products are warranted to be free of defects in material and workmanship for the period of one (1) year from date of shipment. We reserve the right to replace or repair any product found defective within this period. No other warranty expressed or implied is valid.

LIABILITY: Hiawatha will not accept liability for cost of field labor or materials to adjust, change or correct any products except what we specifically authorized in writing. The company reserves the right to make changes in design, or to make additions to, or improvements in its products without incurring any obligation to incorporate or install such design changes, additions or improvements in or on products previously manufactured or sold.

CHANGES/CANCELLATIONS/ADDITIONS: Any changes or cancellations of purchase orders must be confirmed by fax or mail. A \$25.00 net charge will be added to all orders that are changed after the order is processed. Adding products to purchase orders already received by Hiawatha, Inc. will not be allowed after 24 hours.

ORDERING INFORMATION:

TEMPLATES: Will be furnished without charge upon request. Such drawings are for use of door manufacturer only as a guide in locating necessary reinforcements. Actual hardware will be shipped to the door manufacturer if your order so specifies. Kick plates and hand-formed items are not to template.

WHEN ORDERING: Specify all pertinent information such as: center to center dimension, hand of door (if handed item), type of fastening, catalog number and complete finish designation.

See Page 15 for the New Architectural Accents & Custom Collection Pricing

COPYRIGHT HIAWATHA INC.,
2008




Table of Contents		
Plates	2 Kickplates	9
Plate/Pull Combinations	3 Flush Pulls, Door Edges, Trim Protect.	10
Pulls	4 Flush Bolts, Corner Guards	11
Pull Sets	5 Door Stops	12
Designer & Tubular	6 OH, Silencers, Surf. Bolts, Coord.	13
Full Height Pulls	7 Access Panels, Roof Hatch	14
Fasteners	8 Custom and Specialty Pulls	15-28

(Items in light yellow are updated prices)

Push Plates - Series 200,300,600

		US3	US4	US10	US10B	US26D	US26	US28	US32D	LIFETIME
Metal Push Plates 16 Gauge (.050" Thick) with Beveled Edges										
200A	3" x 12"	\$14.97	\$14.97	\$16.88	\$18.79	\$18.51	\$18.51	\$7.35	\$8.85	-
200B	3" x 15"	\$16.61	\$16.61	\$19.06	\$20.42	\$19.87	\$19.87	\$7.62	\$9.39	-
200C	3-1/2" x 14"	\$16.61	\$16.61	\$19.06	\$20.42	\$19.87	\$19.87	\$7.62	\$9.39	-
200D	3-1/2" x 15"	\$16.61	\$16.61	\$19.06	\$20.01	\$19.87	\$19.87	\$7.62	\$9.39	\$19.87
200E	3-1/2" x 16"	\$19.60	\$19.60	\$22.32	\$23.69	\$22.87	\$22.87	\$8.17	\$10.35	-
200F	4" x 16"	\$19.60	\$19.60	\$22.32	\$23.21	\$22.87	\$22.87	\$8.17	\$10.35	\$23.14
200G	4" x 20"	\$30.22	\$30.22	\$34.03	\$37.57	\$33.21	\$33.21	\$10.07	\$16.06	-
200H	6" x 16"	\$30.22	\$30.22	\$34.03	\$37.57	\$33.21	\$33.21	\$10.07	\$14.43	-
200J	7-1/2" x 15"	\$38.12	\$38.12	\$43.56	\$46.83	\$43.02	\$43.02	\$11.71	\$23.96	-
200K	8" x 16"	\$38.12	\$38.12	\$43.56	\$46.83	\$43.02	\$43.02	\$11.71	\$20.69	-



Cold Forged Metal Push Plates - 16 Gauge (.050" Thick) with Beveled Edges & 7/32" Projection										
220D	3-1/2" x 15"	\$23.96	\$23.96	\$26.95	\$28.04	\$25.86	\$26.95	\$11.43	\$18.24	-
220F	4" X 16"	\$29.95	\$29.95	\$33.69	\$35.05	\$32.33	\$33.69	\$14.29	\$22.80	-
Half Circle Metal Push Plates - 16 Gauge (.050" Thick) with Beveled Edges										
230J	7-1/2" x 15"	\$75.41	\$75.41	\$82.76	\$82.76	\$82.76	\$82.76	\$40.29	\$51.46	-
230K	8" x 16"	\$80.86	\$80.86	\$88.21	\$88.21	\$88.21	\$88.21	\$42.47	\$55.13	-
Radius End Metal Push Plates - 16 Gauge (.050" Thick) with Beveled Edges										
240D	3-1/2" x 15"	\$38.12	\$38.12	\$43.29	\$43.29	\$43.29	\$43.29	\$22.60	\$28.18	\$45.87
240F	4" x 16"	\$42.20	\$42.20	\$45.87	\$45.87	\$45.87	\$45.87	\$23.41	\$30.22	\$52.00
Half Heart Metal Push Plates - 16 Gauge (.050" Thick) with Beveled Edges										
280K	8" x 16"	\$147.02	\$147.02	\$157.91	\$157.91	\$157.91	\$157.91	\$76.91	\$107.54	-
Metal Push Plates - .125" Thick with Beveled Edges										
300D	3-1/2"x15"	\$51.73	\$51.73	\$57.17	\$59.90	\$50.37	\$50.37	\$19.87	\$33.76	-
300F	4" x 16"	\$59.35	\$59.35	\$63.71	\$68.06	\$57.17	\$57.17	\$20.69	\$39.20	-

Engraved Plates & Signage - .050"

			US3	US4	US10	US10B	US32D	US32
200L	Square Corners 4" x 22"	PUSH	\$116.67	\$116.67	\$120.00	\$120.00	\$80.00	\$93.33
200M	Square Corners 4" x 22"	PULL	\$116.67	\$116.67	\$120.00	\$120.00	\$80.00	\$93.33
240G	Radius Corners 4" x22"	PUSH	\$133.33	\$133.33	\$136.67	\$136.67	\$96.67	\$110.00
240H	Radius Corners 4" x22"	PULL	\$133.33	\$133.33	\$136.67	\$136.67	\$96.67	\$110.00
400PH	1" Indicator Plate - Adh. Mt.	PUSH	\$66.67	\$66.67	\$80.00	\$80.00	\$66.67	\$73.33
400PL	1" Indicator Plate - Adh. Mt.	PULL	\$66.67	\$66.67	\$80.00	\$80.00	\$66.67	\$73.33
401PH	2-1/2" Indicator Plate - Adh. Mt.	PUSH	\$66.67	\$66.67	\$80.00	\$80.00	\$66.67	\$73.33
401PL	2-1/2" Indicator Plate - Adh. Mt.	PULL	\$66.67	\$66.67	\$80.00	\$80.00	\$66.67	\$73.33

3/4" Lettering Push, Pull, Men, Women: \$18.00, \$22.00 for Stainless Steel

Custom Lettering Available Upon Request

Prices in Bold are Stock Items

Plate & Solid Pull Combinations

3-1/2" x 15" Plate		US3	US4	US10	US10B	US26D	US26	US28	US32D	LIFETIME
200DX523B	3/4" x 5-1/2" CTC	\$46.83	\$46.83	\$54.45	\$55.75	\$49.82	\$52.27	\$22.60	\$32.53	-
200DX523E	3/4" x 6" CTC	\$47.92	\$47.92	\$55.81	\$56.82	\$50.91	\$53.36	\$22.87	\$33.35	-
200DX523A	3/4" x 8" CTC	\$51.46	\$51.46	\$60.98	\$61.89	\$53.91	\$56.90	\$23.41	\$36.48	\$93.38
200DX535B	1" x 8" CTC	\$79.22	\$79.22	\$94.20	\$100.03	\$85.21	\$87.94	\$29.40	\$55.68	-
200DX536B	1" x 10" CTC	\$84.67	\$84.67	\$103.46	\$108.03	\$90.66	\$93.38	\$30.22	\$70.24	-
200DX559A	3/8" x 1-1/4" Bar 6" CTC	\$48.46	\$51.18	\$51.73	\$55.54	\$54.72	\$54.18	\$23.14	\$39.34	-
200DX559	3/8" x 1-1/4" Bar 8" CTC	\$56.08	\$56.08	\$54.45	\$57.72	\$58.26	\$62.35	\$24.50	\$42.88	-
200DX580	1" Half Round x 6" CTC	\$53.36	\$53.36	\$53.36	\$54.42	\$54.45	\$57.99	\$23.96	\$47.10	-
200DX581	1" Half Round x 8" CTC	\$57.72	\$57.72	\$57.99	\$58.69	\$58.81	\$62.35	\$24.77	\$52.82	-
200DX5	5-1/2" Cast CTC	\$37.84	\$37.84	\$40.29	\$42.74	\$42.20	\$51.18	\$19.87	\$39.88	\$55.54
200DX5-1/2P	5-1/2" Cast CTC	\$45.47	\$47.10	\$49.55	\$52.00	\$50.37	\$50.37	-	\$47.78	-



5



5-1/2P



523/535



559/559A



580/581

4" x 16" Plate		US3	US4	US10	US10B	US26D	US26	US28	US32D	LIFETIME
200FX523B	3/4" x 5-1/2" CTC	\$49.82	\$49.82	\$57.72	\$58.95	\$52.82	\$55.27	\$23.14	\$33.49	-
200FX523E	3/4" x 6" CTC	\$50.91	\$50.91	\$59.08	\$60.02	\$53.91	\$56.36	\$23.41	\$38.39	-
200FX523A	3/4" x 8" CTC	\$54.45	\$54.45	\$64.25	\$65.09	\$56.90	\$59.90	\$23.96	\$37.43	\$96.65
200FX535B	1" x 8" CTC	\$82.22	\$82.22	\$97.47	\$103.23	\$88.21	\$90.93	\$29.95	\$56.63	-
200FX536B	1" x 10" CTC	\$87.66	\$87.66	\$106.72	\$111.23	\$93.65	\$96.38	\$30.76	\$62.07	-
200FX559A	3/8" x 1-1/4" Bar x 6" CTC	\$51.46	\$54.18	\$54.99	\$58.81	\$57.72	\$57.17	\$23.69	\$40.29	-
200FX559	3/8" x 1-1/4" Bar x 8" CTC	\$59.08	\$59.08	\$57.72	\$60.98	\$61.26	\$65.34	\$25.05	\$43.83	-
200FX580	1" Half Round x 6" CTC	\$56.36	\$56.36	\$56.63	\$57.62	\$57.44	\$60.98	\$24.50	\$46.28	-
200FX581	1" Half Round x 8" CTC	\$60.71	\$60.71	\$61.26	\$61.89	\$61.80	\$65.34	\$25.32	\$51.73	-
200FX5	5-1/2" Cast CTC	\$40.84	\$40.84	\$43.56	\$46.01	\$45.19	\$54.18	\$20.42	\$40.84	\$58.81
200FX5-1/2P	5-1/2" Cast CTC	\$48.46	\$50.09	\$52.82	\$55.27	\$53.36	\$53.36	-	\$48.73	-

Pulls supplied with 1/4-20 Thru-Bolt Mounting for 1-3/4" Doors (See Figure E)

Specify if Concealed Mount is Required

Push/Pull Engraving - Contact Factory

Push & Pull Sets - 3/8" Flat Bar Stock

		US3	US4	US10	US10B	US26D	US26	US28	US32D
1002	Push Bar: Single	\$466.67	\$468.33	\$466.67	\$468.33	\$466.67	\$468.33	-	-
1002A	Push Bar: Double	\$901.67	\$901.67	\$1,010.00	\$1,010.00	\$1,010.00	\$1,010.00	\$406.67	\$533.33
1002AP	Pull Bar: Double	\$1,116.67	\$1,116.67	\$1,251.67	\$1,251.67	\$1,251.67	\$1,251.67	\$466.67	\$676.67
1032	Push Bar: Single	\$413.33	\$413.33	\$495.00	\$495.00	\$495.00	\$495.00	\$180.00	\$200.00
1072A	Push Bar: Single	\$385.00	\$385.00	\$440.00	\$440.00	\$440.00	\$440.00	\$180.00	\$220.00
1075A	Push Bar: Single	\$440.00	\$440.00	\$495.00	\$495.00	\$495.00	\$495.00	\$180.00	\$240.00
1175	Push/Pull Set	-	-	-	-	-	-	-	\$904.14

1032EPS, 1032P, 1032EP, 1072, 1075, 1002APS, 1032PS Priced on Application

Double Cone Head Concealed Fasteners per Set: \$ 12.00

Prices Above for Push & Pull Bar Lengths up to and Including 36" CTC. Other sizes priced on application.

Prices in Bold or Boxed are Stock Items, Prices in Color are Updated

Solid Door Pulls - Series 5,500

		US3	US4	US10	US10B	US26D	US26	US28	313/315	US32D	US32	Lifetime
5	5-1/2" Cast CTC	\$86.43	\$86.43	\$94.29	\$94.29	\$94.29	\$94.29	-	-	\$94.29	-	-
5-1/2P	5-1/2" Cast CTC	\$70.71	\$70.71	\$78.57	\$78.57	\$78.57	\$78.57	\$47.14	-	\$90.36	-	-
523B	3/4" x 5-1/2"	\$29.61	\$30.22	\$34.68	\$35.74	\$29.34	\$32.40	\$14.67	\$18.51	\$22.67	\$31.58	-
523E	3/4" x 6"	\$30.68	\$30.68	\$36.01	\$36.81	\$30.41	\$33.49	\$14.94	\$18.79	\$23.47	\$32.40	-
523A	3/4" x 8"	\$34.14	\$34.85	\$41.08	\$41.88	\$33.34	\$36.28	\$15.47	\$18.94	\$26.54	\$35.39	\$73.51
523C	3/4" x 10"	\$40.57	\$40.57	\$49.28	\$50.09	\$39.75	\$41.93	\$16.88	\$21.78	\$31.58	\$40.57	-
535B	1" x 8"	\$61.35	\$62.62	\$73.62	\$80.03	\$64.02	\$68.06	\$21.34	\$26.68	\$45.35	\$52.82	-
509B	1" x 9"	\$66.69	\$68.06	\$82.69	\$88.03	\$69.36	\$73.51	\$22.14	\$27.48	\$50.68	\$58.42	\$114.35
536B	1" x 10"	\$66.69	\$68.06	\$82.69	\$88.03	\$69.36	\$73.51	\$22.14	\$27.48	\$50.68	\$58.42	\$114.35
537B	1" x 12"	\$73.36	\$74.87	\$90.70	\$98.70	\$76.23	\$78.95	\$23.47	\$28.81	\$56.02	\$64.02	\$125.24
515B	1" X 15"	\$91.70	\$93.59	\$113.37	\$123.37	\$95.29	\$98.69	\$29.34	\$36.01	\$70.02	\$80.03	\$156.54
518B	1" X 18"	\$105.45	\$107.62	\$130.37	\$141.88	\$109.58	\$113.49	\$33.74	\$41.41	\$80.53	\$92.03	\$180.03
559A	3/8" x 1-1/4" Bar 6" CTC	\$36.63	\$39.76	\$37.57	\$40.39	\$40.08	\$39.45	\$17.97	-	\$36.94	-	-
559	3/8" x 1-1/4" Bar 8" CTC	\$39.48	\$39.48	\$35.39	\$37.30	\$38.39	\$42.47	\$16.88	-	\$34.30	-	-
580	1" Half Round x 6" CTC	\$77.59	\$77.59	\$84.67	\$82.96	\$84.67	\$84.67	\$32.01	-	\$60.02	POA	-
564G	1" Half Round x 7"	\$89.23	\$89.23	\$97.37	\$95.40	\$97.37	\$97.37	\$36.81	-	\$69.02	POA	-
581	1" Half Round x 8" CTC	\$93.93	\$93.93	\$97.36	\$97.36	\$99.37	\$99.37	\$35.08	-	\$65.35	POA	-
565G	1" Half Round X 12"	\$140.89	\$140.89	\$146.05	\$146.05	\$149.06	\$149.06	\$52.62	-	\$98.03	POA	-
592	1" Tapered Grip x 8" CTC	\$436.30	\$436.30	\$487.70	\$487.70	\$436.30	\$432.70	\$293.30	\$311.70	\$487.70	\$353.80	-

Pulls supplied with 1/4-20 Thru-Bolt Mounting for 1-3/4" Doors (See Figure E)

Specify if Concealed Mount is Required



5



5-1/2 P



523, 535, 537



559, 559A



580, 581



592

Solid Offset Door Pulls - Series 600,700,2000

90° Offset		US3	US4	US10	US10B	US26D	US26	US28	313/315	US32D	US32	Lifetime
658	1" x 8"	\$85.36	\$87.12	\$106.18	\$104.03	\$90.70	\$90.70	\$29.34	\$34.68	\$65.35	\$74.69	-
609	1" x 9"	\$93.36	\$95.29	\$114.35	\$112.04	\$100.73	\$100.73	\$33.08	\$38.41	\$70.69	\$80.03	-
658A	1" x 10"	\$93.36	\$95.29	\$112.04	\$112.04	\$98.70	\$100.73	\$33.08	\$38.41	\$70.69	\$80.03	\$163.35
658B	1" x 12"	\$98.70	\$100.73	\$120.04	\$120.04	\$106.70	\$108.90	\$36.68	\$42.01	\$77.36	\$86.69	-
615	1" x 15"	\$130.68	\$130.68	\$157.91	\$157.91	\$138.85	\$138.85	\$57.17	\$64.93	\$117.07	\$130.68	-
618	1" x 18"	\$136.13	\$136.13	\$163.35	\$163.35	\$144.29	\$144.29	\$59.90	\$67.38	\$103.46	\$114.35	-
6085DC	1" x 8-1/2" Dbl Cone Head	\$95.29	\$95.29	\$114.35	\$114.35	\$100.73	\$100.73	\$33.08	\$38.41	\$84.40	\$95.29	-
750	1" x 9" Semi Circular 90°	\$400.00	\$400.00	\$433.33	\$433.33	\$400.00	\$400.00	\$216.67	\$233.33	\$250.00	\$283.33	-
751	1" x 12" Semi Circular 90°	\$400.00	\$400.00	\$433.33	\$433.33	\$400.00	\$400.00	\$216.67	\$233.33	\$250.00	\$283.33	-
45° Offset		US3	US4	US10	US10B	US26D	US26	US28	313/315	US32D	US32	
708	1" x 8" 45° Offset	\$176.67	\$176.67	\$213.33	\$213.33	\$176.67	\$176.67	\$58.33	\$68.33	\$115.00	\$138.33	
709	1" x 9" 45° Offset	\$188.33	\$188.33	\$225.00	\$225.00	\$188.33	\$188.33	\$65.00	\$76.67	\$125.00	\$145.00	
710	1" x 10" 45° Offset	\$188.33	\$188.33	\$225.00	\$225.00	\$188.33	\$188.33	\$65.00	\$76.67	\$125.00	\$145.00	
712	1" x 12" 45° Offset	\$200.00	\$200.00	\$236.67	\$236.67	\$200.00	\$200.00	\$73.33	\$85.00	\$131.67	\$153.33	
718	1" x 18" 45° Offset	\$241.67	\$241.67	\$275.00	\$275.00	\$241.67	\$241.67	\$93.33	\$105.00	\$168.33	\$201.67	
Curved & Bowed		US3	US4	US10	US10B	US26D	US26	US28				
2612	1" x 12" Offset Curve	\$550.00	\$616.67	\$550.00	\$350.00	\$383.33	\$433.33	\$366.67				
2112	1" x 12" Bowed Offset "D"	\$483.33	\$550.00	\$483.33	\$333.33	\$366.67	\$400.00	\$350.00				
2220	1" x 20" Bowed Offset "D"	\$533.33	\$583.33	\$533.33	\$333.33	\$383.33	\$416.67	\$350.00				

Pulls supplied with 1/4-20 Thru-Bolt Mounting for 1-3/4" Doors (See Figure E)

Specify if Concealed Mount is Required

Prices in Bold or Boxed are Stock Items, Prices in Color are Updated

Solid Door Pull Sets - Back to Back

		US3	US4	US10	US10B	US26D	US26	US28	313/315	US32D	US32	Lifetime
523BX523B	3/4" X 5-1/2"	\$59.22	\$60.44	\$69.36	\$71.49	\$58.69	\$64.80	\$29.34	\$37.16	\$45.35	\$63.16	-
523Ex523E	3/4" x 6"	\$61.35	\$61.35	\$72.02	\$73.62	\$60.82	\$66.97	\$29.88	\$37.98	\$53.22	\$64.80	-
523AX523A	3/4" x 8"	\$77.89	\$79.50	\$91.76	\$93.36	\$76.29	\$82.16	\$40.55	\$47.48	\$62.69	\$80.59	\$156.82
523CX523C	3/4" x 10"	\$90.93	\$90.93	\$108.36	\$109.99	\$89.30	\$93.65	\$53.36	\$53.36	\$72.96	\$90.93	-
535BX535B	1" x 8"	\$132.31	\$135.04	\$156.85	\$169.65	\$137.64	\$145.93	\$52.28	\$62.95	\$100.30	\$115.24	-
536BX536B	1" x 10"	\$142.98	\$145.93	\$174.99	\$185.66	\$148.31	\$156.82	\$53.88	\$64.55	\$110.97	\$126.44	\$238.49
537BX537B	1" x 12"	\$156.32	\$159.54	\$190.99	\$207.00	\$162.26	\$167.71	\$56.55	\$67.22	\$121.64	\$137.64	\$260.27

Offset Door Pull Sets - Solid Back to Back

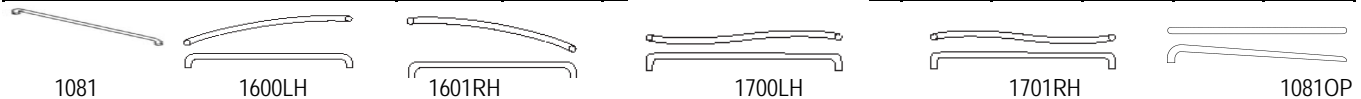
		US3	US4	US 10	US10B	US26D	US26	US28	313/315	US32D	US32	Lifetime
658X658	1" x 8"	\$182.46	\$186.22	\$224.33	\$219.80	\$193.13	\$193.13	\$67.75	\$78.42	\$142.44	\$161.12	-
609X609	1" x 9"	\$198.46	\$202.55	\$240.67	\$235.81	\$213.44	\$213.44	\$75.22	\$85.89	\$153.11	\$171.79	-
658AX658A	1" x 10"	\$198.46	\$202.55	\$235.81	\$235.81	\$209.13	\$213.44	\$75.22	\$85.89	\$153.11	\$171.79	\$338.68
658BX658B	1" x 12"	\$209.13	\$213.44	\$251.81	\$251.81	\$225.14	\$229.78	\$82.43	\$93.10	\$166.45	\$185.12	-
618X618	1" x 18"	\$284.23	\$284.23	\$338.68	\$338.68	\$300.56	\$300.56	\$129.05	\$144.02	\$218.89	\$240.67	-

Back to Back Pulls supplied with (2) Concealed Mounts for 1-1/4" Door (See Figure B)

Back to Back Pulls for Glass Doors can be supplied with (2) Glass Mounts (See Figure B1, Page 8)

Solid Push & Pull Sets

Single Push Bars		US3/4	US10	US10B	US26D	US26	US28	313/315	US32D	US32	Lifetime
1081LBP28	Push Bar Double Bend 28"	\$168.80	\$228.69	\$228.69	\$174.24	\$174.24	\$46.28	\$51.73	\$133.40	\$149.74	\$266.81
1081LBP31	Push Bar Double Bend 31"	\$168.80	\$228.69	\$228.69	\$174.24	\$174.24	\$46.28	\$51.73	\$133.40	\$149.74	\$266.81
1081LBP33	Push Bar Double Bend 33"	\$168.80	\$224.07	\$224.07	\$170.72	\$174.24	\$45.35	\$50.68	\$130.71	\$146.71	\$266.81
1081LBP39	Push Bar Double Bend 39"	\$204.19	\$274.97	\$274.97	\$209.63	\$209.63	\$51.73	\$62.62	\$168.80	\$185.13	\$394.76
Add per inch over 36"		\$4.90	\$6.81	\$6.81	\$5.17	\$5.17	\$1.21	\$1.33	\$2.27	\$4.63	-
1081 OP	Push Bar - Single Bend	\$315.00	\$396.67	\$396.67	\$315.00	\$315.00	\$100.00	\$118.33	\$298.33	\$363.33	-
1600 LH	Push Bar Single Curve	\$733.33	\$766.67	\$766.67	\$733.33	\$733.33	\$416.67	\$433.33	\$583.33	\$633.33	-
1601 RH	Push Bar Single Curve	\$733.33	\$766.67	\$766.67	\$733.33	\$733.33	\$416.67	\$433.33	\$583.33	\$633.33	-
1700 RH	Push Bar Double Curve	\$1,050.00	\$1,100.00	\$1,100.00	\$1,050.00	\$1,050.00	\$833.33	\$883.33	\$916.67	\$966.67	-
1701 RH	Push Bar Double Curve	\$1,050.00	\$1,100.00	\$1,100.00	\$1,050.00	\$1,050.00	\$833.33	\$883.33	\$916.67	\$966.67	-



Push & Pull Sets		US3/4	US10	US10B	US26D	US26	US28	313/315	US32D	US32	Lifetime
1081LBP33 x 1081LBP33	Push Bar Double Bend Back to Back 33"	\$348.48	\$458.81	\$458.81	\$352.11	\$359.37	\$101.37	\$112.04	\$272.09	\$304.10	\$544.50
535B x 1081LBP	8" Straight Pull Bar & 33" Push Bar	\$236.31	\$302.76	\$308.90	\$239.54	\$247.20	\$71.49	\$82.16	\$180.86	\$204.33	-
536B x 1081LBP	10" Straight Pull Bar & 33" Push Bar	\$241.76	\$311.56	\$316.90	\$244.88	\$252.65	\$72.29	\$82.96	\$186.19	\$209.93	\$392.04
537B x 1081LBP	12" Straight Pull Bar & 33" Push Bar	\$248.56	\$319.57	\$327.57	\$250.21	\$258.09	\$73.62	\$84.29	\$191.53	\$215.53	\$402.93
658 x 1081LPB	8" Offset Pull Bar & 33" Push Bar	\$260.82	\$339.77	\$332.90	\$266.22	\$271.71	\$79.49	\$90.16	\$200.86	\$226.20	-
609 x 1081LBP	9" Offset Pull Bar & 33" Push Bar	\$268.98	\$347.94	\$340.91	\$279.87	\$279.87	\$83.23	\$93.90	\$206.20	\$231.54	-
658A x 1081LBP	10" Offset Pull Bar & 33" Push Bar	\$268.98	\$340.91	\$340.91	\$274.22	\$279.87	\$83.23	\$93.90	\$206.20	\$231.54	\$441.05
658B x 1081LBP	12" Offset Pull Bar & 33" Push Bar	\$274.43	\$348.91	\$348.91	\$282.22	\$288.04	\$86.83	\$97.50	\$212.87	\$238.21	-

Push Pull Sets are Standard with Thru Bolts Both Free Ends

Push/Pull Engraving - Contact Factory

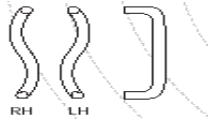
Specify if Concealed Mounting is Required at one Free End or Two

See Fig S for Concealed Ends

Prices in Bold are Stock Items

Designer Pulls- see also Custom Products Catalog- Page 13

		US 3/4	US 10/10B	US26	US28	US32D	US32	313/315
2312 L/R	1" x 12" Double Curve	\$533.33	\$583.33	\$533.33	\$383.33	\$416.67	\$450.00	\$400.00
2512	1" x 12" Straight Curve	\$483.33	\$550.00	\$483.33	\$283.33	\$316.67	\$366.67	\$300.00
2612	1" x 12" Offset Curve	\$550.00	\$616.67	\$550.00	\$350.00	\$383.33	\$433.33	\$366.67
2112	1" x 12" Bowed Offset "D"	\$483.33	\$550.00	\$483.33	\$333.33	\$366.67	\$400.00	\$350.00
2220	1" x 20" Bowed Offset "D"	\$533.33	\$583.33	\$533.33	\$333.33	\$383.33	\$416.67	\$350.00



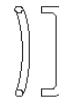
2312



2512



2612



2112/2220



750/751

Designer Pulls- Semi-Circular

750S	1" x 9" Semi Circular 90° Return	\$400.00	\$433.33	\$400.00	\$216.67	\$250.00	\$283.33	\$233.33
751S	1" x 12" Semi Circular 90° Return	\$400.00	\$433.33	\$400.00	\$216.67	\$250.00	\$283.33	\$233.33
812	3/4" Casting on Post Mt.- 12" CTC	Priced on Application						
HG151	1-1/4" x 12" - 90° Spherical Offset	See Below						



HG111-114



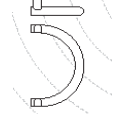
HG121-123



HG131



812



HG141-143



HG151



HG161/170

Tubular 1-1/4" Door Pulls - Series HG

		US3/4	US10/10B	US28 (Solid)	US32D	US32	313/315	
HG111	1-1/4" x 12" - Straight	\$233.33	\$258.33	\$108.33	\$191.67	\$208.33	\$125.00	
HG112	1-1/4" x 18" - Straight	\$266.67	\$291.67	\$116.67	\$208.33	\$225.00	\$133.33	
HG113	1-1/4" x 27" - Straight	\$308.33	\$308.33	\$133.33	\$225.00	\$241.67	\$150.00	
HG114	1-1/4" x 33" - Straight	\$333.33	\$350.00	\$216.67	\$258.33	\$275.00	\$241.67	
HG121	1-1/4" x 12" - 90° Offset	\$300.00	\$316.67	\$166.67	\$225.00	\$266.67	\$191.67	
HG122	1-1/4" x 18" - 90° Offset	\$333.33	\$350.00	\$183.33	\$250.00	\$291.67	\$208.33	
HG123	1-1/4" x 24" - 90° Offset	\$366.67	\$383.33	\$200.00	\$275.00	\$316.67	\$225.00	
HG131	1-1/4" x 12" - Semi Circular Casting	Priced on application						
HG141	1-1/4" x 18" x 9" LH/RH 90° Angle	Priced on application						
HG142	1-1/4" x 24" x 9" LH/RH 90° Angle	Priced on application						
HG143	1-1/4" x 30" x 9" LH/RH 90° Angle	Priced on application						
HG151	1-1/4" x 2" - 90° Semi Circle Offset	\$433.33	\$550.00	\$350.00	\$350.00	\$383.33	\$294.00	
HG161	1-1/4" x 12" Curve Segment Offset	\$500.00	\$550.00	\$366.67	\$416.67	\$450.00	\$400.00	
HG170	1-1/4" X (specify) Curve Segment	Priced on application						

Back to back mounting \$30.00 per assembly includes Thru-bolts or finished end caps

Single pull with two finish buttons 1-1/4" diameter - \$20.00

Endcaps or Push/Pull Engraving - Contact Factory

Modifications of 1-1/4" pull available upon request

US28 Fabricated with 1-1/4" diameter solid aluminum

Offset Pulls - Series 663 Aluminum Extrusion

		US3	US4	US10	US10B	US28	313/315	US32D
663	7/8"x6x10-7/8": 8" CTC	\$293.33	\$478.33	\$478.33	\$536.67	\$536.67	\$161.67	\$275.00
663D	7/8"x6x10-7/8": 8" CTC	\$295.00	\$536.67	\$536.67	\$593.33	\$593.33	\$181.67	\$330.00
663A, 663B, 663E Priced on Application								
Push/Pull Engraving - Contact Factory								



663



663D

Prices in Bold are Stock Items

Full Height Pulls - 1", 1-1/4", 1-1/2"

Straight "D" Pulls		US3/4	US10/10B	US28(Solid)	US32D	US32	313/315
1010	1" x 36-48" Radius Ends	\$466.67	\$483.33	\$233.33	\$366.67	\$400.00	\$283.33
1010	1" x 49-72" Radius Ends	\$550.00	\$566.67	\$516.67	\$416.67	\$450.00	\$566.67
1010	1" x 73-96" Radius Ends	\$750.00	\$766.67	\$550.00	\$516.67	\$583.33	\$600.00
1020	1-1/4" x 36-48" Radius Ends	\$533.33	\$550.00	\$316.67	\$383.33	\$416.67	\$350.00
1020	1-1/4" x 49-72" Radius Ends	\$616.67	\$633.33	\$466.67	\$433.33	\$466.67	\$516.67
1020	1-1/4" x 73-96" Radius Ends	\$833.33	\$850.00	\$600.00	\$533.33	\$600.00	\$666.67
1030	1-1/2" x 36-48" Radius Ends	\$616.67	\$633.33	-	\$433.33	\$466.67	-
1030	1-1/2" x 49-72" Radius Ends	\$700.00	\$716.67	-	\$466.67	\$516.67	-
1030	1-1/2" x 73-96" Radius Ends	\$900.00	\$916.67	-	\$566.67	\$666.67	-



Straight Pulls on Post with Rounded Ends

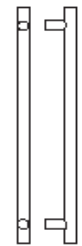
1110	1" x 36-48" Stand-offs Round Ends	\$625.00	\$625.00	\$308.33	\$433.33	\$466.67	\$358.33
1110	1" x 49-72" Stand-offs Round Ends	\$708.33	\$708.33	\$425.00	\$483.33	\$516.67	\$475.00
1110	1" x 73-96" Stand-offs Round Ends	\$925.00	\$925.00	\$525.00	\$566.67	\$633.33	\$575.00
1120	1-1/4" x 36-48" Stand-offs Round Ends	\$641.67	\$641.67	\$358.33	\$450.00	\$483.33	\$408.33
1120	1-1/4" x 49-72" Stand-offs Round Ends	\$708.33	\$708.33	\$475.00	\$483.33	\$516.67	\$525.00
1120	1-1/4" x 73-96" Stand-offs Round Ends	\$941.67	\$941.67	\$625.00	\$583.33	\$650.00	\$675.00
1130	1-1/2" x 36-48" Stand-offs Round Ends	\$666.67	\$666.67	-	\$483.33	\$516.67	-
1130	1-1/2" x 49-72" Stand-offs Round Ends	\$783.33	\$783.33	-	\$533.33	\$583.33	-
1130	1-1/2" x 73-96" Stand-offs Round Ends	\$983.33	\$983.33	-	\$633.33	\$733.33	-



Offset Pulls - Add \$25.00 per pull - Available in US3/4, US10/10B, US32D, US32

Straight Pulls on Post with Square Ends

1210	1" x 36-48" Stand-offs Square Ends	\$533.33	\$533.33	\$266.67	\$383.33	\$416.67	\$316.67
1210	1" x 49-72" Stand-offs Square Ends	\$616.67	\$616.67	\$383.33	\$433.33	\$466.67	\$433.33
1210	1" x 73-96" Stand-offs Square Ends	\$833.33	\$833.33	\$483.33	\$516.67	\$583.33	\$533.33
1220	1-1/4" x 36-48" Stand-offs Square Ends	\$550.00	\$550.00	\$316.67	\$400.00	\$433.33	\$366.67
1220	1-1/4" x 49-72" Stand-offs Square Ends	\$616.67	\$616.67	\$433.33	\$433.33	\$466.67	\$483.33
1220	1-1/4" x 73-96" Stand-offs Square Ends	\$850.00	\$850.00	\$583.33	\$533.33	\$600.00	\$633.33
1230	1-1/2" x 36-48" Stand-offs Square Ends	\$566.67	\$566.67	-	\$416.67	\$450.00	-
1230	1-1/2" x 49-72" Stand-offs Square Ends	\$683.33	\$683.33	-	\$466.67	\$516.67	-
1230	1-1/2" x 73-96" Stand-offs Square Ends	\$883.33	\$883.33	-	\$566.67	\$666.67	-



Offset Pulls - Add \$25.00 per pull - Available in US3/4, US10/10B, US32D, US32

US28 Fabricated with diameter solid aluminum

Mid-Posts are recommended on all pulls over 76" CTC - Add \$70.00 per each mid-post, any finish.

Add \$52.00 per additional foot over 96"

Push/Pull Engraving - Contact Factory

Dual Finish full height pulls are also available upon request.

Fasteners & Mounting

BACK TO BACK AND CONCEALED MOUNTING FASTENERS		THRU BOLT & SURFACE MOUNT FASTENERS	
HTB: 1/4-20 Thru Bolt	\$2.20	1/4-20 Flat head machine screw for thru bolt	\$1.21
H-1: 1/4 -20 x 2-13/16" Shoulder bolt for back to back 1-3/4" door	\$4.40	1-3/4" door, 2-1/4" Long	
H-1DC: 3/8" - 24 x 3- 1/4" Double cone shoulder bolt for back to back 1	\$6.60	1/4-20 Flat head machine screw for thru bolt	\$3.09
H-1A: 1/4-20 x 3-1/4" Shoulder bolt for back to back 2" door	\$6.88	2" door, 2-11/16" Long	
H-2 : 1/4-20 x 1-1/2" Shoulder bolt for BTB 1/2" glass door & for concea	\$4.13	1/4-20 Finished washer	\$1.21
H-2DC: 1/4-20 x 1-13/16" Double Cone shoulder bolt for concealed mc	\$4.95	6 x 5/8" Oval head sheet metal screw for	\$0.28
H-10: 1/4-20 x 1-3/4" Shoulder bolt for back to back 3/4" glass door	\$5.78	push plates and countersunk kick plates	
H-6,P-set: 1/4-20 x 1-1/2" Shoulder bolt for 3/4" diameter back to back	\$4.40	3/8-16 Finishing washer	\$1.21
H-29, Insert: 1/4-20 Insert to convert shoulder bolt to thru bolt mounting	\$4.40	6 x 5/8" Truss head sheet metal screw for kick plates	\$0.28
3/8"-16 RH/LH spindle for HG Series pulls (1-1/2" and 3-1/2" lengths)	\$4.95	3/8-16 Flat head machine screw for thru bolt 1-3/4" door	\$4.40
3/8"-16x2-1/2" RH threaded spindle for HG Series pulls	\$2.75	1" felt washers	\$0.69
1/4-20x1-1/8" RH threaded rod	\$2.48	Nylon bushings (specify glass and hole size)	\$1.21
1-1/4" broached washer for tightening HG series (back to back)	\$9.90	3/4" nylon washers	\$1.10
Torx Security Screws	\$3.44		

Mounting Kits for Pulls		Door	Per Pair
A	Decorative Thru Bolt	1-3/4"	\$29.40
A-1	Decorative Thru Bolt - Glass	1/2"	\$41.11
B or B1	Back-to-Back Concealed	1-3/4" or 2"	\$8.71
B1	Back-to-Back Concealed - Glass	1/2"	\$16.06
E	Standard Single Pull Mount	1-3/4"	\$4.36
E1	Standard Single Pull Mount - Glass	1/2"	\$41.11
E1-HD	Heavy-Duty 3/16 Thru Bolt	2"	\$8.71
S	Concealed Mount	1-3/4"	\$8.71
S-DC *	Concealed Mount - Double Cone	1-3/4"	\$13.07
B-DC*	Back-to-Back Concealed	1-3/4"	\$13.07
Mounting Kits for Push/Pull Sets		Door	Per Pair
XWD	(1) Fig B BTB & (2) Fig E Thru Bolt	1-3/4"	\$13.07
XGD	(2) Fig A1 Thru Bolt & (1) Fig B1 BTB - Glass	1/2"	\$39.48
K	BTB with Spanner Collar	1-3/4"	\$26.14
K1	BTB with Spanner Collar - Glass	1/2"	\$28.31

*To view Diagram - See Catalog

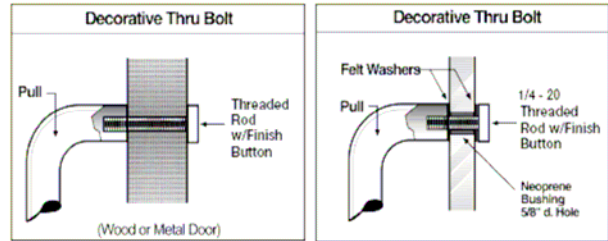


FIG. A

FIG. A1

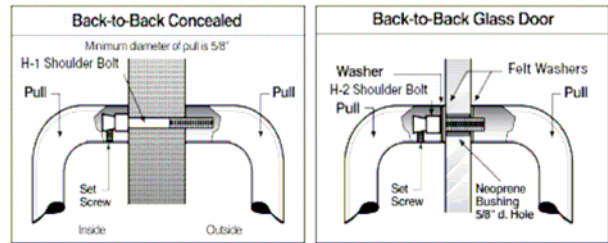


FIG. B

FIG. B1

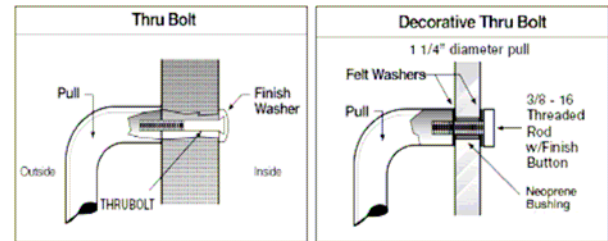


FIG. E

FIG. E1

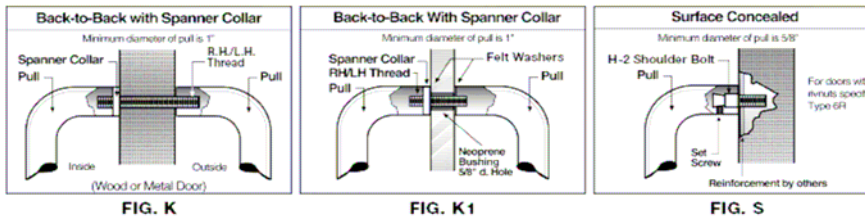


FIG. K

FIG. K1

FIG. S

Hiawatha, Inc. Kickplate Prices Effective January 1, 2008

List Price

Kickplates, Mop Plates & Armor Plates

Metal Plates

Finish		<6" HIGH	6"-24" HIGH	25"-36" HIGH	37"-48" HIGH
US32D	630	\$11.28	\$10.73	\$10.73	\$10.73
US32	629	\$23.65	\$22.00	\$22.00	\$22.00
US3	605	\$25.85	\$24.48	\$38.50	\$38.50
US4	606	\$25.85	\$24.48	\$38.50	\$38.50
US10	612	\$28.88	\$27.50	\$41.25	\$46.75
US10B	613	\$30.25	\$28.88	\$41.25	\$46.75
US5	609	\$28.88	\$27.50	\$41.25	\$46.75
US28	628	\$8.80	\$7.43	\$8.11	\$8.11
US26D	626	\$28.88	\$27.50	\$41.25	\$46.75
US26	625	\$28.88	\$27.50	\$41.25	\$46.75

Plastic Laminate Plates

*PLASTIC	.125"	\$7.98	\$6.33	\$6.88	\$6.88
----------	-------	--------	--------	--------	--------

*Limited to Stock Colors: Black, Brown or Gray or Clear

Kydex Plates

Stock Colors	
Chocolate - .125	\$16.39
Chocolate - .080	\$12.24
Beige - .125	\$15.37
Beige - .080	\$12.24
Calcutta Black - .125	\$15.37
Calcutta Black - .080	\$12.24
Pewter Gray - .125	\$16.34
Pewter Gray - .080	\$12.24

Other Colors Available - Call for Colors & pricing

Prices Above are Per 100 Square Inches

Square Edges Furnished Unless Otherwise Specified.

OPTIONS


Bevel 3 or 4 Edges: Up to 12" High: \$3.00 Over 12" High: \$6.00

Countersink: Up to 12" High: \$2.00 Over 12" High: \$5.00

Self-Adhesive: 12 inches & under, add \$10.00, Over 12" Add \$14.00

Additional Row of Screws on Armor Plates: \$12.00

Chrome Finishes not Available for plates over 12" High - We Recommend Stainless Steel as an Alternative.

UL STAMPING  \$5.00 PER PLATE UL-Listed plates in stainless steel

CALL FOR SPECIAL PRICING ON 8",10",12" X 34" STOCK KICKPLATES

ACTIVAR
INC.
www.activarcpg.com
Construction Products Group

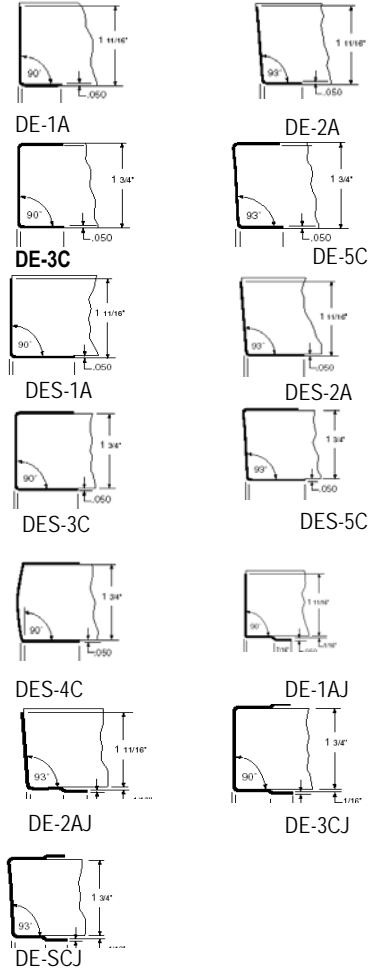
Flush Pulls, Hospital & Cast Door Pulls

		US3	US4	US10	US10B	US26D	US26	US28	US32D
D251	Cylinder Pull 2"x 3-3/4"	\$35.12	\$35.12	\$37.30	\$37.30	\$32.67	\$39.20	\$27.50	\$34.03
1456	Combo Plate 3-1/4"x15-3/4"	\$59.90	\$59.90	\$62.62	\$62.62	\$59.90	\$62.62	\$28.59	\$40.84
1459	Flush Pull; 3-1/2" x 5"	\$51.73	\$51.73	\$51.73	\$51.73	\$51.73	\$51.73	-	\$23.14
1459X1459	Flush Pull; 3-1/2" x 5" (Pair)	\$106.18	\$106.18	\$106.18	\$106.18	\$106.18	\$106.18	-	\$49.01
1459C	Flush Pull; 3-1/2" x 5" (conc. screws)	\$54.45	\$54.45	\$54.45	\$54.45	\$54.45	\$54.45	-	\$25.86
1453	Flush Pull; 2-3/16"x3-1/4"	\$17.42	\$23.41	\$18.79	\$19.06	\$19.06	\$23.41	-	-
1454	Flush Pull 2-11/16"x4-3/16"	\$19.06	\$24.77	\$20.42	\$20.42	\$20.42	\$24.77	-	-
1450	B.F. Pull - 5" x 5" x 7/8"	-	-	-	-	-	-	-	\$81.68
1451	B.F. Pull Concealed Mt. - 5"x5"x7/8"	-	-	-	-	-	-	-	\$114.35
1458A	Hospital Pull: Cast 9-1/4"x5-5/16" CTC	\$71.67	\$71.67	\$76.67	\$76.67	\$76.67	\$76.67	-	\$76.67
1458C	Hospital Pull: Wrght 1-1/2"x3/4"x 5" CTC	Priced on Application							



Door Edges - UL Listed

Mortise		US3	US4	US10	US10B	US32D
DE-1A 90° & DE-2A 93°	1-42" Height	\$116.67	\$116.67	\$125.00	\$125.00	\$70.00
	43-66" Height	\$180.00	\$180.00	\$196.67	\$196.67	\$106.67
	67-96" Height	\$266.67	\$266.67	\$283.33	\$283.33	\$153.33
DE-3C 90° & DE-5C 93°	1-42" Height	\$133.33	\$133.33	\$141.67	\$141.67	\$83.33
	43-66" Height	\$196.67	\$196.67	\$213.33	\$213.33	\$126.67
	67-96" Height	\$291.67	\$291.67	\$308.33	\$308.33	\$180.00
Non-Mortise						
DES-1A 90° & DES-2A 93°	1-42" Height	\$116.67	\$116.67	\$125.00	\$125.00	\$70.00
	43-66" Height	\$180.00	\$180.00	\$196.67	\$196.67	\$106.67
	67-96" Height	\$266.67	\$266.67	\$283.33	\$283.33	\$153.33
DES-3C 90° & DES-5C 93°	1-42" Height	\$133.33	\$133.33	\$141.67	\$141.67	\$83.33
	43-66" Height	\$196.67	\$196.67	\$213.33	\$213.33	\$126.67
	67-96" Height	\$291.67	\$291.67	\$308.33	\$308.33	\$180.00
DES-4C 90°	1-42" Height	\$153.33	\$153.33	\$161.67	\$161.67	\$103.33
	43-66" Height	\$230.00	\$230.00	\$160.00	\$160.00	\$176.67
	67-96" Height	\$341.67	\$341.67	\$358.33	\$358.33	\$230.00
Mortise - Overlapping						
DE-1AJ 90° & DE-2AJ 93°	1-42" Height	\$133.33	\$133.33	\$141.67	\$141.67	\$83.33
DE-3CJ 90° & DE-5CJ 93°	1-42" Height	\$150.00	\$150.00	\$158.33	\$158.33	\$100.00
Small Edgings						
KDE-1	7/8" x 5/8" x 5/8"					\$52.00
KDE-2	3/4" x 1-13/16" 87°					\$43.00
KDE-3	Rounded 7/8" x 1-13/16"					\$47.00



UL Rating: Add \$12.00 per edge and specify UL when ordering

Add 30% for orders of fewer than 10 pieces

Add \$11.000 for each cutout

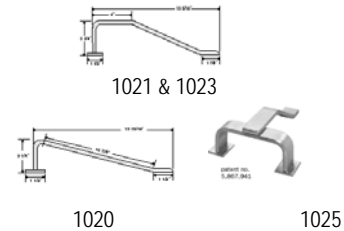
Details must be furnished

Bolt & Latches \$15.00 Additional

Modifications and Astragals Available Upon Request

Trim Protectors

		US3	US10	US10B	US32D
1020	Door Trim Protector: 3/8"x1-1/2"x 3-1/4" proj. 12" CTC	\$233.33	\$266.67	\$266.67	\$166.67
1021	Door Trim Protector: 3/8"x1-1/2"x 3-1/4" proj. 12" CTC	\$250.00	\$300.00	\$300.00	\$183.33
1023	Door Trim Protector: 3/8"x1-1/2"x 3-1/4" proj. 14" CTC	\$266.67	\$316.67	\$316.67	\$200.00
1025	Exit Device Protector 3/8" x 1-1/2" x 3-1/4 Proj.7-1/2" CTC	\$550.00	\$550.00	\$550.00	\$383.33




Prices in Bold are Stock Items

Automatic & Combination Flush Bolts (UL Listed)

Finishes Available: US3, US4, US10, US10B, US26D, US26, US32D

Fire-Rated Metal Doors		
3142	Brass, Stainless, Thermal Lock, Top Bolt 1" x 6-3/4"	\$149.74
3145	Set: Brass, S.S., Thermal Lock, Top & Bottom Bolt Automatic	\$149.74
3148	Brass, S.S., Thermal Lock, Top Bolt 1" x 6-3/4", Bottom 13/16" dia	\$149.74
Fire-Rated Wood Doors		
3242	Brass, S.S., Thermal Lock, Top Bolt 1" x 8-1/2", Bottom Automatic	\$159.27
3245	Brass, S.S., Thermal Lock, Top Bolt 1" x 8-1/2", Bottom Automatic	\$159.27
3248	Brass, S.S., Thermal Lock, Top Bolt 1" x 8-1/2", Bottom 13/16" dia (US26D Stock)	\$159.27
3260	Brass, 20 Min & Composite Doors, Bottom Fire Bolt, Plate 1-1/8" x 2-1/4" (US26D Stock)	\$185.13
3662	Brass, Stainless, 1-1/2 Hr Composite Doors, Face Plate 1-1/8" x 2-1/4" (US 26D Stock)	\$185.13
382	Dust-proof Strike US3 (fits 3142,3145,3242,3245)	\$15.52



Manual & Self Latching Flush Bolts (UL Listed)

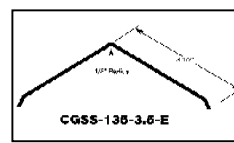
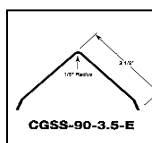
		US3	US4	US10	US10B	US15	US26D	US26
3780	Manual Bolt for Metal Door - 1" x 6-3/4"	\$17.97	\$17.97	\$17.97	\$17.97	\$22.87	\$16.88	\$19.60
3790	Manual Bolt for Wood Door - 1" x 6-3/4"	\$28.59	\$28.59	\$28.59	\$28.59	\$36.75	\$28.59	\$29.95
382	Dust-proof Strike	\$15.52	\$15.79	\$16.34	\$16.34	\$20.42	\$14.70	\$16.88
3805	Self Latching: Metal Door: (top bolt only)	\$77.59	\$77.59	\$77.59	\$77.59	\$77.59	\$77.59	\$77.59
3845	Self Latching w/BFB: Metal Door	\$149.74	\$149.74	\$149.74	\$149.74	\$149.74	\$149.74	\$149.74
3905	Self Latching: Wood Door (top bolt only)	\$81.68	\$81.68	\$81.68	\$81.68	\$81.68	\$81.68	\$81.68
3945	Self Latching w/BFB: Wood Door	\$159.27	\$159.27	\$159.27	\$159.27	\$159.27	\$159.27	\$159.27

Torx Security Screws Available at Additional Cost

Corner Guards - US32D

CGSS90-1.5	1-1/2" x 1-1/2" x 48" Radius Bend 90°	\$39.33
CGSS90-2	2" x 2" x 48" Radius Bend 90°	\$42.62
CGSS90-2.5	2-1/2x2-1/2" x 48" Radius Bend 90°	\$45.38
CGSS90-3	3" x 3" x 48" Radius Bend 90°	\$48.40
CGSS90-3.5	3-1/2x3-1/2" x 48" Radius Bend 90°	\$60.50
CGSS135-1.5	1-1/2" x 1-1/2" x 48" Radius Bend 135°	\$52.94
CGSS135-2	2" x 2" x 48" Radius Bend 135°	\$56.39
CGSS135-2.5	2-1/2x2-1/2" x 48" Radius Bend 135°	\$59.14
CGSS135-3	3" x 3" x 48" Radius Bend 135°	\$61.32
CGSS135-3.5	3-1/2x3-1/2" x 48" Radius Bend 135°	\$74.26

Includes Screws for Mounting
Add \$5.00 for Mounting Tape



Door Guards

		US3	US4	US10	US10B	US26D	US26
604	Aluminum with Antique Brass, Bright Brass, Bright Chrome or Dull Chrome Finish:						\$13.33
605	Solid Brass	\$40.00	\$40.00	\$40.00	\$40.00	\$40.00	\$40.00
606	Edge Guard for Above	\$11.67	\$11.67	\$13.33	\$13.33	\$13.33	\$13.33

607	Wall Guard: 1" x 1" Clear, Self Adhesive	\$1.50
608	Clear Plastic Shim for Above	\$5.00

Prices in Bold are Stock Items

Door Stops - Wall

		US3	US4/US10	US10B	US15	US26D	US26	US32D
9212T	Cast 2-1/2" x 1" Convex Wall Bumper	\$7.76	\$8.71	\$9.26	\$10.21	\$7.76	\$10.21	-
9213T	Cast 2-1/2" x 1" Concave Wall Bumper	\$7.76	\$8.71	\$9.26	\$10.21	\$7.76	\$10.21	-
9210T	Wrought 2-1/2" x 1" Convex Wall Bumper	\$3.20	\$3.40	\$3.33	\$7.08	\$3.20	\$3.27	\$2.53
9211T	Wrought 2-1/2" x 1" Concave Wall Bumper	\$3.20	\$3.27	\$3.33	\$7.08	\$3.20	\$3.27	\$2.53
9214	Wrought Concave Beveled Mt.	\$3.95	-	-	-	-	-	\$3.54
9215	Cast Convex Beveled Mt	\$5.31	\$6.13	\$6.13	\$10.21	\$5.31	\$6.53	-



9212/9210T



9213/9211T




Beveled Mt.

Above Door Stops Include SMS & Plastic Toggle, WS & Plastic Anchor .10 ea, MS & Lead Anchor .25 ea.

		US3	US4/US10	US10B	US15	US26D	US26	
9105	4" Kick Down Door Stop (Zinc) 1-5/8" x 1-7/8"	Bright Brass, Bright Chrome or Dull Bronze:						\$6.53
9120	5-3/8" Spring Loaded Plunger Stop 1-3/8" x 1-7/8"	\$31.04	\$31.04	\$31.04	\$33.76	\$25.59	\$33.76	
9113	4" Kick Down Door Stop Aluminum 2-1/16 x 1-3/8"	Painted finishes - Alum, Brass, Bronze or Brown:						\$10.48
9114	3-5/8" Decorative Kick Down Door Stop 2-1/4" x 1-1/4"	\$23.14	\$24.23	\$23.69	\$31.58	\$22.32	\$34.30	
9115	4-5/8" Decorative Kick Down Door Stop 2-1/4" x 1-1/4"	\$32.13	\$32.13	\$32.13	\$35.94	\$27.50	\$40.02	
9260	3-3/4" Stem 2-1/4" dia. with Plastic Anchor	\$21.51	\$19.33	\$21.78	\$25.05	\$18.51	\$25.05	
9260X	3-3/4" Stem 2-1/4" dia. with 1-3/4" Stud, Lead Anchor, SMS, Plastic Anchor	\$21.51	\$19.33	\$21.78	\$25.05	\$18.51	\$25.05	
9267	3-3/4" Stem 2-1/4" dia with Keeper 1" W x 1-3/4" H	\$35.39	\$30.49	\$33.21	\$38.12	\$25.86	\$38.12	
9267X	3-3/4" Stem 2-1/4" dia with Keeper 1" W x 1-3/4" H & 1-3/4" Stud, Lead Anchor, SMS, Plastic Anchor	\$35.39	\$30.49	\$33.21	\$38.12	\$25.86	\$38.12	



9105



9120



9114/9115



9260



9267

Door Stops - Solid Cast Brass - Floor

		US3	US4	US10	US10B	US15	US26D	US26
9310	1-1/8" Low Dome - 2" dia.	\$5.04	\$5.04	\$5.72	\$5.72	\$7.35	\$4.76	\$5.31
9310X	1-1/8" Low Dome - 2" dia. MS & Lead Anc.	\$5.45	\$5.45	\$5.99	\$5.99	\$7.35	\$5.17	\$5.72
9310XR	1-1/8" Low Dome with 3/8" Riser - 2" dia.	\$8.17	\$8.17	\$8.85	\$8.85	-	\$7.08	\$8.44
9320	1-1/2" High Dome Stop - 2" dia.	\$5.72	\$5.72	\$6.53	\$6.53	\$7.90	\$5.45	\$6.26
9320X	Anchor	\$5.99	\$5.99	\$6.81	\$6.81	\$7.90	\$5.72	\$6.53
9300	Cast 3/8" x 2" Riser for Low Dome Stops	\$2.72	\$2.72	\$2.86	\$2.86	-	\$2.45	\$2.72
9360	3" Stem: 2-12" Base	\$19.60	\$22.32	\$22.32	\$24.23	\$26.41	\$18.79	\$26.41
9360X	3" Stem: 2-12" Base, SMS, Lead Anchor	\$19.60	\$22.32	\$22.32	\$24.23	\$26.41	\$18.79	\$26.41
9367	3-3/4" Stem: 2-12" Base w/Keeper 1"x1-3/4"	\$42.20	\$34.58	\$34.58	\$37.57	\$44.92	\$26.68	\$44.92
9367X	3-3/4" Stem: 2-12" Base w/Keeper, SMS, Lead Anchor	\$42.20	\$34.58	\$34.58	\$37.57	\$44.92	\$26.68	\$44.92
9380	1-5/8" Heavy Duty - Base 2-1/2" x 1-3/4"	\$20.42	\$20.42	\$20.42	\$21.51	\$28.59	\$19.33	\$28.59
9380X	Lead Anchor	\$25.86	\$25.86	\$25.86	\$26.95	\$32.40	\$22.32	\$32.40
9390	2-1/4" Heavy Duty - Base 2-1/2" x 1-3/4"	\$21.24	\$21.24	\$21.24	\$22.32	\$29.40	\$20.15	\$29.40
9390X	Lead Anchor	\$26.68	\$26.68	\$26.68	\$27.77	\$32.94	\$23.69	\$32.94
9330	Lead Anchor	\$18.51	\$20.42	\$20.42	\$19.33	\$24.50	\$17.97	\$24.50
9340	Lead Anchor	\$20.69	\$22.87	\$22.87	\$22.05	\$27.23	\$20.69	\$27.23
9347	3" Heavy Duty -- Base 1-5/8" x 2-5/8" with Keeper 1" x 2", Stud & Lead Anchor	\$34.03	\$32.67	\$32.67	\$33.49	\$37.03	\$27.77	\$37.03



9310



9320



9300



9360



9367



9380

Above Door Stops Supplied with Wood Screw & Plastic Anchor Unless Otherwise Noted. Exterior Mounting Optional

Door Viewers - UL-Listed

620	160 degree Viewer 1/2" for 1-3/8-2" Door	Antique Bronze, Brass & Chrome	\$1.93
622	190 degree Viewer 9/16" for 1-3/8-2" Door	Antique Bronze, Brass, US26, U26D	\$3.07



620



9347



9390



622



9340



9330

Prices in Bold are Stock Items

Overhead Holders & Stops

		Door Opening		Other Finishes	US32D
		Butts/Onsets Pivots	Center Hung		
4113	Heavy Duty Conc. - Hold Open	36" - 39-15/16"	39" - 42-15/16"	\$450.00	\$450.00
4114	Heavy Duty Conc. - Hold Open	40" - 43-15/16"	43" - 46-15/16"	\$450.00	\$450.00
4123	Heavy Duty Conc. - Stop Only	36" - 39-15/16"	39" - 42-15/16"	\$450.00	\$408.33
4124	Heavy Duty Conc. - Stop Only	40" - 43-15/16"	43" - 46-15/16"	\$450.00	\$408.33
4213	Med. Duty Conc. - Hold Open	30" - 35-15/16"	32" - 37-15/16"	\$191.67	\$191.67
4214	Med. Duty Conc. - Hold Open	36" - 48"	38" - 48"	\$191.67	\$166.67
4222	Med. Duty Conc. - Stop Only	24" - 29-15/16"	-	\$191.67	\$166.67
4223	Med. Duty Conc. - Stop Only	30" - 35-15/16"	32" - 37-15/16"	\$191.67	\$166.67
4224	Med. Duty Conc. - Stop Only	36" - 48"	38" - 48"	\$191.67	\$166.67
4313	Med. Duty Surface - Hold Open	30" - 35-15/16"	33-1/2" - 38-15/16"	\$208.33	\$187.50
4314	Med. Duty Surface - Hold Open	36" x 48"	39" - 48"	\$208.33	\$187.50
4321	Med. Duty Surface - Stop Only	18" - 23-15/16"	22" - 27-7/16"	\$208.33	\$187.50
4322	Med. Duty Surface - Stop Only	24"-29-15/16"	27-1/2" - 33-7/16"	\$208.33	\$187.50
4323	Med. Duty Surface - Stop Only	30" - 35-15/16"	33-1/2" - 38-15/16"	\$208.33	\$187.50
4324	Med. Duty Surface - Stop Only	36"-48"	39" - 48"	\$208.33	\$187.50
4412	Heavy Duty Surface - Hold Open US26D Only	35-40-15/16"	38-1/2" - 44-3/16"	\$325.00	-
4513	Heavy Duty Surface - Hold Open	32" - 35-15/16"	36" - 38-15/16"	\$408.33	\$383.33
4514	Heavy Duty Surface - Hold Open	36" - 39-15/16"	39" - 40-15/16"	\$408.33	\$383.33
4523	Heavy Duty Surface - Stop Only	32" - 35-15/16"	36" - 38-15/16"	\$408.33	\$383.33
4524	Heavy Duty Surface - Stop Only	36" - 39-15/16"	39" - 40-15/16"	\$408.33	\$383.33

Door Coordinators

		US3	US4	US10	US10B	US26D	US26
600	Gravity Door Coordinator: 1" x 5-7/16" 7" Proj.	\$138.33	\$138.33	\$150.00	\$150.00	\$150.00	\$150.00

Door Silencers

601	Metal Door: Grey Rubber (pks of 100)	\$23.33
602	Clear Adhesive: (pks of 300)	\$166.67
603	Wood Door: Grey Rubber (Pks of 100)	\$23.33

Surface Bolts & Roller Latches

		US3 Painted	US10 Painted	US10B Painted	US26D	US32D	
3008P	Surface Bolt: 8" UL Listed	\$45.00	\$50.00	\$45.00	\$50.00	\$83.33	
3012P	Surface Bolt: 12" UL Listed	-	\$58.33	\$58.33	\$53.00	-	
5008P	Surface Door Bolt for Padlock: 8"	-	-	-	-	\$133.33	
5012P	Surface Door Bolt for Padlock: 12"	-	-	-	-	\$166.67	
		US3	US4	US10	US10B	US26D	US26
1041	Roller Latch: 2-1/4" Cast Strike	\$61.67	\$61.67	\$65.00	\$65.00	\$65.00	\$65.00
1042	Roller Latch: ASA Strike	\$68.33	\$68.33	\$73.33	\$73.33	\$73.33	\$73.33
1043	Roller Latch: 2-3/4" Strike	\$61.67	\$61.67	\$65.00	\$65.00	\$65.00	\$65.00
1044	Roller Latch/Angle Stop	\$115.00	\$115.00	\$123.33	\$123.33	\$123.33	\$123.33

Torx Security Screws Available at Extra Cost

Access Panels

Panel	Size	Model TM Gen Pur.	Model FD Fire Rated	Model WB Wall Board	Model PW Plaster Wall	Model CT Tile Ceiling
8 X 8		\$35.55	\$168.75	\$53.40	-	-
8 X 12		\$47.25	-	-	-	-
10 X 10		\$46.44	\$181.35	\$58.20	-	-
12 X 12		\$43.35	\$178.50	\$60.75	\$68.85	\$76.65
12 X 16		\$60.00	-	-	-	-
12 X 18		\$66.15	-	-	-	-
12 X 24		\$72.00	-	-	-	\$115.65
14 X 14		\$51.30	\$201.15	\$68.40	-	-
16 X 16		\$57.75	\$217.38	\$79.20	\$83.25	-
16 X 20		\$72.15	-	-	\$97.35	-
18 X 18		\$64.95	\$227.10	\$86.10	\$90.75	\$113.25
20 X 24		\$92.85	-	-	-	-
20 X 30		\$118.95	\$337.50	-	-	-
22 X 22		\$90.30	-	\$107.40	-	-
22 X 30		\$111.75	\$347.10	\$133.80	-	\$152.25
24 X 24		\$91.95	\$270.60	\$118.65	\$129.00	\$150.30
24 X 30		\$118.95	-	-	-	-
24 X 36		\$126.15	\$395.85	-	-	\$204.30
24 X 48		-	\$503.70	-	-	-
30 X 30		\$170.25	-	-	-	-
32 X 32		-	\$474.60	-	-	-
36 X 36		\$219.45	\$546.45	-	-	-
36 X 48		-	\$745.50	-	-	-

All prices are based on standard latching. Freight allowed to Continental U.S. destinations on orders of \$850.00 net or more.

Add \$3.25 net per panel for lock with key and specify on order all non-rated panels.

Prices subject to change without notice.

Minimum order \$50.00 net.

Any quantity pricing.

Add \$30.00 net per panel for mortise prep on Model FD.

Roof Hatches

Saf-T-Hatch

Model	Net Opening W x L	Roof Hatch Price	Quantity Over 10	Saf-T-Hatch Model to Fit	Saf-T-Hatch Price
Steel - Gray Hammertone Finish					
RHG-1#	30" x 36"	\$1,197.90	Call For Pricing	STH-1	\$2,511.96
RHG-2#	54" x 30"	\$1,771.44	Call For Pricing	STH- 2	\$2,691.66
RHG-3#	96" x 30"	\$3,528.36	Call For Pricing	STH-3	\$3,318.18
RHG-4#	36" x 36"	\$1,575.42	Call For Pricing	STH-4	\$2,597.28
RHG-5#	48" x 48"	\$2,457.51	Call For Pricing	STH-5	\$2,776.95
Aluminum - Bronze (Std.), Gray Hammertone or Mill (Unpainted) Finishes					
RHA-1#	30" x 36"	\$1,586.31	Call For Pricing	STH-1	\$2,511.96
RHA-2#	54" x 30"	\$2,315.94	Call For Pricing	STH- 2	\$2,691.66
RHA-3#	96" x 30"	\$4,210.80	Call For Pricing	STH-3	\$3,318.18
RHA-4#	36" x 36"	\$2,090.88	Call For Pricing	STH-4	\$2,597.28
RHA-5#	48" x 48"	\$3,031.05	Call For Pricing	STH-5	\$2,776.95

The Saf-T-Hatch meets OSHA Standards 1910.23 and 1910.27 by protecting the opening while the roof hatch is open and by providing the proper extension of a fixed ladder to a platform. In this case the platform is the roof.

Steel Gate Option for Saf-T-Hatch		Safety Posts		
STHG-24*	24"	\$769.20	LP-4 Safety Yellow Painted Steel	\$537.24
STHG-36*	36"	\$814.56	LP-5 Hot Dipped Galvanized	\$744.15

Prices are F.O.B. Bloomington, MN or Commerce, CA

* F.O.B. Houston, TX


Prices are subject to change without notice

Hiawatha Architectural Accents and Custom Collection List Price

Pulls this Page Available in Sizes and Finishes Shown

Catalog Page 4

Minimum Order 20 Sets - Smaller Quantities P.O.A.

<u>Part #</u>		<u>Length</u>	<u>CTC</u>	<u>Diameter</u>	<u>Price</u>
 AA-8045	Tapered, Polished & Satin Stainless Steel - Post Mount on 2" Base Plate	23-5/8"	16-3/4"	1-1/2" to 1-1/4"	\$287 p/pair
	AA-8037	Tapered, US 15 Satin & Beechwood - Post Mount on 2" Base Plate	11-13/16" 19-11/16" 29-1/2"	7-7/8" 10-7/8" 16-3/4"	13/16" 1-1/4" 1-1/2"

or



AA-8038	Rosewood
AA-8039	Walnut



AA-8020	Round, Polished & Satin Stainless Steel with Textured Grip & Offset Mount	31-1/2"	23-5/8"	1-3/4" x 1-1/8"	\$431 p/pair
		39-3/8"	27-9/16"	1-3/4" x 1-1/8"	\$497 p/pair
		47-1/4"	31-1/2"	1-3/4" x 1-1/8"	\$588 p/pair
		63"	47-1/4"	1-3/4" x 1-1/8"	\$771 p/pair










AA-8034	Rectangular Profile Pull with Polished & Satin Stainless Steel Finish - 90 degree Return	31-1/2"	30-5/8"	1-1/2" x 1-1/2"	\$366 p/pair
		39.37	38-1/2"	1-1/2" x 1-1/2"	\$418 p/pair
		47-1/4"	46.38	1-1/2" x 1-1/2"	\$470 p/pair

Hiawatha Architectural Accents and Custom Collection List Price

*Pulls this Page Available in Sizes and Finishes Shown
Minimum Order 20 Sets - Smaller Quantities P.O.A.*

Catalog Page 5






<u>Part #</u>		<u>Length</u>	<u>CTC</u>	<u>Diameter</u>	<u>Price</u>	
	AA-8001	Polished Stainless Steel Pull with Black Textured Polyurethane Handle & Sculptured Mount	47-1/4"	45-7/8"	1-1/4"	\$1,307 p/pair
						
	AA-8004	"L" Polished Stainless Steel Pull with Black Textured Polyurethane Handle & Post Mount	47-1/4"	42-11/16"	1-1/4"	\$719 p/pair
	AA-8029	"L" Polished Stainless Steel Full Height Pull with Post Mount	47-1/4"	42-11/16" x 4-1/2"	1-1/4"	\$588 p/pair
			63"	63"	1-1/4"	\$719 p/pair
			70-7/8"	70-7/8"	1-1/4"	\$849 p/pair
	AA-8033	Rectangular & Square Profile, Satin Stainless Steel - 90 degree Return	31-1/2" 39-3/8" 47-1/4" 63"	30-5/8" 38-3/8" 46-1/4" 62"	1-1/2" x 1" 1-1/2" x 1" 1-1/2" x 1" 1-1/2" x 1"	\$222 p/pair \$261 p/pair \$301 p/pair \$353 p/pair
	AA-8005	Offset Polished Stainless Steel Pull with Black Textured Polyurethane Handle & Self Mount	31-1/2"	30-1/4"	1-1/4"	\$523 p/pair
	AA-8006	"D" Polished Stainless Steel Pull with Black Textured Polyurethane Handle	31-1/2"	30-1/4"	1-1/4"	\$653 p/pair

Hiawatha Architectural Accents and Custom Collection List Price

Pulls this Page Available in Sizes and Finishes Shown

Catalog Page 6





Minimum Order 20 Sets - Smaller Quantities P.O.A.

<u>Part #</u>		<u>Length</u>	<u>CTC</u>	<u>Diameter</u>	<u>Price</u>
AA-8035	 Square Profile Satin Stainless Steel Pull with Walnut Grip - 90 degree Return	31-1/2"	30-5/8"	1-1/4" x 1-1/4"	\$366 p/pair
AA-8036	 Offset Square Profile Satin Stainless Steel Pull with Walnut Grip - 90 degree Return	31-1/2"	30-5/8"	1-1/4" x 1-1/4"	\$392 p/pair
AA-8007	 "D" Pull with Walnut Wood & Polished Stainless Steel	31-1/2"	30-1/4"	1-1/2"	\$418 p/pair
AA-8008	 Straight Oval Pull in Polished Stainless Steel & Textured Satin Grip on Side Mount	31-1/2"	23-5/8"	1-3/4" x 1-1/8"	\$392 p/pair
		39-3/8"	27-9/16"	1-3/4" x 1-1/8"	\$483 p/pair
		47-1/4"	31-1/2"	1-3/4" x 1-1/8"	\$575 p/pair
		63"	47-1/4"	1-3/4" x 1-1/8"	\$758 p/pair
AA-8009	 Oval Pull in Polished Stainless Steel with Satin Grip & Side Mount	31-1/2"	23-5/8"	1-3/4" x 1-1/8"	\$353 p/pair
		39-3/8"	27-9/16"	1-3/4" x 1-1/8"	\$444 p/pair
		47-1/4"	31-1/2"	1-3/4" x 1-1/8"	\$523 p/pair
		63"	47-1/4"	1-3/4" x 1-1/8"	\$692 p/pair

Hiawatha Architectural Accents and Custom Collection List Price

*Pulls this Page Available in Sizes and Finishes Shown
Minimum Order 20 Sets - Smaller Quantities P.O.A.*








Catalog Page 7

<u>Part #</u>		<u>Length</u>	<u>CTC</u>	<u>Diameter</u>	<u>Price</u>	
	AA-8010	Oval, Walnut & Satin Stainless Steel Pull with Post Mount	19-11/16"	12-13/16"	1-3/4" x 1-1/8"	\$128 p/pair
			23-5/8"	16-3/4"	1-3/4" x 1-1/8"	\$163 p/pair
	AA-8011	Oval, Beechwood & Satin Stainless Steel Pull with Post Mount	31-1/2"	23-5/8"	1-3/4" x 1-1/8"	\$196 p/pair
			39-3/8"	27-9/16"	1-3/4" x 1-1/8"	\$229 p/pair
			47-1/4"	31-1/2"	1-3/4" x 1-1/8"	\$261 p/pair
	AA-8002	Pull with Polished Stainless Steel, Black Textured Polyurethane Handle & Post Mount	31-1/2"	19-11/16"	1-1/4"	\$523 p/pair
	AA-8003	Offset Polished Stainless Steel Pull with Black Textured Polyurethane Handle & Offset Mount	31-1/2"	19-11/16"	1-1/4"	\$588 p/pair
	AA-8012	Oval, Satin & Polished Stainless Pull with Post Mount	23-5/8"	16-3/4"	1-3/4" x 1-1/8"	\$176 p/pair
			31-1/2"	23-5/8"	1-3/4" x 1-1/8"	\$196 p/pair
	AA-8013	Oval, Satin Stainless Pull with Post Mount	39-3/8"	27-9/16"	1-3/4" x 1-1/8"	\$216 p/pair
			47-1/4"	31-1/2"	1-3/4" x 1-1/8"	\$235 p/pair
		Full Height Selection	63"	47-1/4"	1-3/4" x 1-1/8"	\$288 p/pair
		70-7/8"	55-1/8"	1-3/4" x 1-1/8"	\$314 p/pair	

Hiawatha Architectural Accents and Custom Collection List Price

*Pulls this Page Available in Sizes and Finishes Shown
Minimum Order 20 Sets - Smaller Quantities P.O.A.*



Catalog Page 8

<u>Part #</u>		<u>Length</u>	<u>CTC</u>	<u>Diameter</u>	<u>Price</u>
	AA-8015 Sectional Pull in Satin Stainless Steel with In-line Mount	31-1/2"	19-11/16"	1-1/4"	\$483 p/pair
					
	AA-8017 Sectional Pull with Polished SS Bands in Satin Finish Stainless Steel- In-line Mount	31-1/2"	19-11/16"	1-1/2"	\$614 p/pair
		39-3/8"	23-5/8"	1-1/2"	\$666 p/pair
		47-1/4"	27-9/16"	1-1/2"	\$719 p/pair
	AA-8018 Sectional Pull with Textured Grip, Polished & Satin Finish Stainless Steel & In-line Mount	23-5/8"	14-3/4"	1-1/2"	\$653 p/pair
		31-1/2"	19-11/16"	1-1/2"	\$679 p/pair
		39-3/8"	23-5/8"	1-1/2"	\$719 p/pair
		47-1/4"	27-9/16"	1-1/2"	\$771 p/pair
	AA-8016 Sectional Pull with Walnut and Polished Stainless Steel with In-line Mount	31-1/2"	19-11/16"	1-1/2"	\$653 p/pair
		39-3/8"	23-5/8"	1-1/2"	\$706 p/pair
		47-1/4"	27-9/16"	1-1/2"	\$810 p/pair
		63"	39-3/8"	1-1/2"	\$1,032 p/pair
	AA-8019 Round, Wood & Polished Chrome Pull with Offset Mount	23-5/8"	16-3/4"	1-1/4"	\$327 p/pair
		31-1/2"	19-11/16"	1-1/2"	\$431 p/pair
		39-3/8"	23-5/8"	1-1/2"	\$536 p/pair
	AA-8021 Round, Satin Stainless Steel Pull with Post Mount	19-11/16"	12-13/16"	1-1/4"	\$98 p/pair
		23-5/8"	16-3/4"	1-1/4"	\$111 p/pair
AA-8022	or Round, Polished Stainless Steel Pull with Satin Grip and Post Mount	31-1/2"	23-5/8"	1-1/2"	\$150 p/pair
		39-3/8"	27-9/16"	1-1/2"	\$189 p/pair
		47-1/4"	31-1/2"	1-1/2"	\$229 p/pair
		63"	47-1/4"	1-1/2"	\$307 p/pair
		70-7/8"	55-1/8"	1-1/2"	\$346 p/pair
		78-3/4"	63"	1-1/2"	\$392 p/pair

Hiawatha Architectural Accents and Custom Collection List Price

*Pulls this Page Available in Sizes and Finishes Shown
Minimum Order 20 Sets - Smaller Quantities P.O.A.*







Catalog Page 9

<u>Part #</u>		<u>Length</u>	<u>CTC</u>	<u>Diameter</u>	<u>Price</u>	
	AA-8023	Round, Beechwood & Satin	23-5/8"	16-3/4"	1-1/4"	\$196 p/pair
		Stainless Steel Pull with Post	31-1/2"	19-11/16"	1-1/2"	\$274 p/pair
		Mount on 2" Baseplate	39-3/8"	23-5/8"	1-1/2"	\$353 p/pair
	AA-8024	Rosewood	47-1/4"	27-9/16"	1-1/2"	\$431 p/pair
AA-8025	Walnut	63"	39-3/8"	1-1/2"	\$640 p/pair	
	AA-8026	Round, Polished & Satin	17-11/16"	10-13/16"	1-1/4"	\$131 p/pair
		Stainless Steel with Rounded	23-5/8"	16-3/4"	1-1/2"	\$176 p/pair
		Ends, Post Mount & 2"	31-1/2"	23-5/8"	1-1/2"	\$222 p/pair
		Baseplate	39-3/8"	27-9/16"	1-1/2"	\$268 p/pair
			47-1/4"	31-1/2"	1-1/2"	\$314 p/pair
			63"	47-1/4"	1-1/2"	\$359 p/pair
		70-7/8"	55-1/8"	1-1/2"	\$405 p/pair	

Hiawatha Architectural Accents and Custom Collection List Price

*Pulls this Page Available in Sizes and Finishes Shown
Minimum Order 20 Sets - Smaller Quantities P.O.A.*







Catalog Page 10

<u>Part #</u>		<u>Length</u>	<u>CTC</u>	<u>Diameter</u>	<u>Price</u>	
	AA-8040	Tapered Pull in Satin US 15 with Beechwood Grip, Fleur-de-lis Top and Post Mounts	18-1/2"	10-7/8"	1"	\$287 p/pair
	AA-8041	Rosewood	21-1/4"	10-7/8"	1-1/4"	\$314 p/pair
	AA-8042	Walnut				
	AA-8043	Tapered Pull with Satin and Polished US 15 Grip, Fleur-de-lis Top and Post Mounts	21-1/4"	10-7/8"	1-1/4"	\$261 p/pair
	AA-8027	Round, Polished & Satin Stainless Steel with Rounded Ends, Post Mount & 2" Baseplate	21-5/8"	12-13/16"	1-1/4"	\$124 p/pair
			25-9/16"	16-3/4"	1-1/4"	\$150 p/pair
			31-1/2"	23-5/8"	1-1/4"	\$183 p/pair
			39-3/8"	27-9/16"	1-1/4"	\$222 p/pair
			47-1/4"	31-1/2"	1-1/4"	\$261 p/pair
		63"	47-1/4"	1-1/4"	\$333 p/pair	
	AA-8030	Rectangular Profile, Walnut & Polished Stainless Steel - 90 degree Return	19-11/16"	19-1/8"	1-3/16" x 9/16"	\$229 p/pair
			23-5/8"	23-1/16"	1-3/16" x 9/16"	\$255 p/pair
			31-1/2"	30-1/2"	1-1/2" x 1"	\$346 p/pair
			39-3/8"	38-3/8"	1-1/2" x 1"	\$399 p/pair
			47-1/4"	46-1/4"	1-1/2" x 1"	\$451 p/pair
	AA-8031	Rectangular Profile, Walnut & Satin Stainless Steel - 90 degree Return	19-11/16"	19-1/8"	1-3/16" x 9/16"	\$209 p/pair
			23-5/8"	23-1/16"	1-3/16" x 9/16"	\$235 p/pair
			31-1/2"	30-1/2"	1-1/2" x 1"	\$327 p/pair
			39-3/8"	38-3/8"	1-1/2" x 1"	\$379 p/pair
			47-1/4"	46-1/4"	1-1/2" x 1"	\$176 p/pair
	AA-8032	Rectangular Profile, Satin Stainless Steel - 90 degree Return	19-11/16"	19-1/8"	1-3/16" x 9/16"	\$176 p/pair
			23-5/8"	23-1/16"	1-3/16" x 9/16"	\$196 p/pair
			31-1/2"	30-1/2"	1-1/2" x 1"	\$222 p/pair
			47-1/4"	46-1/4"	1-1/2" x 1"	\$255 p/pair

Hiawatha Architectural Accents and Custom Collection List Price

Pulls this Page Available in Sizes and Finishes Shown




Catalog Page 12

<u>Part #</u>		<u>Length</u>	<u>CTC</u>	<u>Price</u>
 Ribbon Pull Page 11	Custom Formed Pull	Custom	Custom	Call for Pricing
 CC-8051	S-Shaped Tubular Pull; Sizes other than 30" are Available and Fabricated to Order in any BHMA Finish & Size	30"	26"	Call for Pricing
 CC-8052	Bowed Concave Cast Pull in Polished Brass, Stainless Steel or Satin Stainless	10-15/16"	9-3/4"	Call for Pricing
 CC-8053	Bowed Convex Cast Pull in Polished Brass, Stainless Steel or Satin Stainless 3" profile	10-15/16"	9-3/4"	Call for Pricing
 CC-8054	Sculptured Squiggle Cast Pull in Polished Brass, Stainless Steel or Satin Stainless 2-1/2" Profile	10-15/16"	9-3/4"	Call for Pricing
 CC-8055	Straight, Convex Cast Pull in Polished Brass, Stainless Steel or Satin Stainless	12"	9-3/4"	Call for Pricing

Hiawatha Architectural Accents and Custom Collection List Price




Pulls this Page Available in Sizes and Finishes Shown

Catalog Page 13

<u>Part #</u>		<u>Length</u>	<u>CTC</u>	<u>Price</u>
 CC-8056 CC-8057	Curved Cast Pull WITH 3-7/8" Profile - all BHMA Finishes	22"	20"	Call for Pricing
	Curved Cast Pull with 3" Profile - All BHMA Finishes	14"	12"	Call for Pricing
 CC-8059 CC8060	Sculptured Cast Pull - All BHMA Finishes	20"		Call for Pricing
			20"	Call for Pricing
 CC-8061R	Sculptured Cast Pull - Right Hand or Left Hand - All BHMA Finishes	12"		Call for Pricing
			20"	Call for Pricing

Pulls this Page Available in Sizes and Finishes Shown




Catalog Page 14

<u>Part #</u>		<u>Length</u>	<u>CTC</u>	<u>Price</u>
 CC-8094	Horn Pull - Cast in any BHMA Finish	20"		Call for Pricing
 CC-8050	Sculptured Cast Offset Pull - Double Curve in any BHMA Finish		20"	Call for Pricing
 CC-8058	Sculptured Cast Pull in any BHMA Finish	12"		Call for Pricing
			20"	Call for Pricing

Hiawatha Architectural Accents and Custom Collection List Price

Pulls this Page Available in Sizes and Finishes Shown





Catalog Page 15

<u>Part #</u>		<u>Length</u>	<u>CTC</u>	<u>Finish</u>	<u>Price</u>
	CC-8062	C-Shaped Cast Pull - 9-5/8" Wide on Rectangular Mount in any BHMA Finish	19"	17-1/2"	Call for Pricing
	CC-8063	C-Shaped Pull - 5" Wide with Tubular Mount - in any BHMA Finish (Use Pt # 812 When Ordering)	10" x 1-1/2" Dia	8-1/2"	US4 \$479 ea US10 \$551 ea US10B \$635 ea US15 \$551 ea US26D \$706 ea US28 \$386 ea US32D \$545 ea
	812	C-Shaped Cast Pull on Shaped Mount - 2-1/2" Profile in any BHMA Finish (Use Pt # CC8063 When Ordering)		9" 12" 14"	Call for Pricing

Hiawatha Architectural Accents and Custom Collection List Price

Pulls this Page Available in Sizes and Finishes Shown



Catalog Page 15

<u>Part #</u>		<u>Length</u>	<u>CTC</u>	<u>Finish</u>	<u>Price</u>
 HG151	C-Shaped 1" Tubular Pull- with Post Mount in any BHMA Finish	1" x 13-1/4"	12"	US3	\$433 ea
				US4	\$433 ea
				US10	\$550 ea
				US10B	\$550 ea
				US32	\$420 ea
				US32D	\$350 ea
				US28	\$350 ea
			313	\$294 ea	
 750T 751T	C Shaped Offset 1" Tubular Pull - with 90 degree Return in any BHMA Finish	1" x 10" 1" x 13"	9" 12"	Call for Pricing	
	Available in 1" Solid Material Also			US4	\$170 ea
				US10	\$259 ea
				US10B	\$267 ea
				US15	\$185 ea
				US26D	\$205 ea
				US28	\$137 ea
				US32D	\$174 ea
		1" x 13"	12"	US4	\$229 ea
				US10	\$376 ea
				US10B	\$390 ea
				US15	\$244 ea
				US26D	\$264 ea
				US28	\$171 ea
			US32D	\$239 ea	
		1-1/4" x 13	12"	Call for Pricing	
 8095	C-Shaped Solid Pull - 1-1/4" Wide in any BHMA Finish	1-1/4" x 7-1/4"	6-1/2"	US4	\$388 ea
				US10	\$479 ea
				US10B	\$532 ea
				US15	\$469 ea
				US26D	\$508 ea
				US28	\$342 ea
 8096	C-Shaped Solid Pull - 1" Wide in any BHMA Finish	1" x 6"	5"	US4	\$355 ea
				US10	\$450 ea
				US10B	\$514 ea
				US15	\$428 ea
				US26D	\$304 ea
				US28	\$286 ea

Hiawatha Architectural Accents and Custom Collection List Price







Pulls this Page Available in Sizes and Finishes Shown

Catalog Page 16

<u>Part #</u>	<u>Length</u>	<u>CTC</u>	<u>Price</u>
 CC-8069	90 Degree "L" Tubular Offset Pull Any BHMA Finish	10"	Call for Pricing
		12"	Call for Pricing
 CC-8082	Segment Shape - Straight in 3/4" or 1" any BHMA Finish	9"	Call for Pricing
		12"	Call for Pricing
		18"	Call for Pricing
		24"	Call for Pricing
CC-8082-OS	Segment Shape - Offset in 3/4" or 1" in any BHMA Finish	9"	Call for Pricing
		12"	Call for Pricing
		18"	Call for Pricing

Pulls this Page Available in Sizes and Finishes Shown







Catalog Page 17

<u>Part #</u>	<u>Length</u>	<u>CTC</u>	<u>Price</u>	
 CC-8071	Offset Pull - 1" Wide in any BHMA Finish	12-3/4"	12"	Call for Pricing
	 CC-8072	Straight Pull - 1" wide in any BHMA Finish	16-3/4"	16"
			18-3/4"	18"
 CC-8073	Straight Pull with Decorative Mount in any BHMA Finish			Call for Pricing
 CC-8075	Decorative Pull with Acorn Endcaps - 1" in any BHMA Finish	16-1/8"	12"	Call for Pricing
 CC-8076	Offset Acorn Pull in any BHMA Finish		18"	Call for Pricing
			24"	Call for Pricing
 CC-8077	Knurled 1" Wide Door Pull - in any BHMA Finish	6 15/16"	6"	Call for Pricing

Hiawatha Architectural Accents and Custom Collection List Price

Pulls this Page Available in Sizes and Finishes Shown




Catalog Page 18

<u>Part #</u>	<u>Length</u>	<u>CTC</u>	<u>Price</u>	
 CC-8079	Cast 1-3/8" Tapered Pull in Polished Brass or Stainless Steel or Satin Stainless	12"	9-3/4"	Call for Pricing
 CC-8080	Straight, Flat Cast 1-3/16" Pull in Polished Brass or Stainless Steel or Satin Stainless.	10-15/16"	9-3/4"	Call for Pricing
 CC-8081	Oval, 1/2" x 1-1/4" Profile Pull with Post Mount in Base Material - Brass or Aluminum	1	12"	Call for Pricing
 CC-8093	Decorative End Cap 5/8" Pull with with Post Mount in any BHMA Finish	6-5/16"	4"	Call for Pricing
 CC-8074	Straight 1" Pull with Banded Post Mount in any BHMA Finish	14"	12"	Call for Pricing
 CC-8078	Straight 1" Pull with Pointed Endcaps in any BHMA Finish	18	12	Call for Pricing
			18	Call for Pricing

Hiawatha Architectural Accents and Custom Collection List Price

Available in Custom Sizes and all BHMA Finishes

Catalog Page 19

<u>Part #</u>		<u>Length</u>	<u>CTC</u>	<u>Price</u>	
	CC-8084	Offset 1-1/4" Vertical Pull with Rounded Ends	36	20	Call for Pricing
	CC-8085	Offset 1-1/4" Vertical Pull with Flat End	36	20	Call for Pricing
	CC-8086	Offset 1-1/4" Vertical Pull with Rounded Ends	72	56	Call for Pricing
	CC-8087	Offset 1-1/4" Vertical Pull with Flat End	72	56	Call for Pricing
	CC-8088	Vertical 1-1/4" Pull with Rounded Ends	36	20	Call for Pricing
	CC-8089	Vertical 1-1/4" Pull with Flat Ends	36	20	Call for Pricing
	CC-8090	Full Height 1-1/4" Vertical Pull with Rounded Ends	72	56	Call for Pricing
	CC-8091	Full Height 1-1/4" Vertical Pull with Flat Ends	72	56	Call for Pricing
	CC-8092	Full Height 3/4" Curved Vertical Pull with Flat Ends	36	20	Call for Pricing
			72	56	Call for Pricing