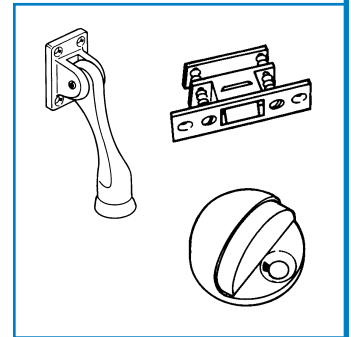


New  **Underwriters Laboratories Inc.®**
Now authorized to furnish Armor Plates and Door Edgings for
Fire Rated Doors

Stainless Steel, Aluminum, Brass and Bronze material .050 thick
Maximum Size: 48" x 48" Note: 16" high or less, no label required
Specify UL after size when ordering. Example—42x34ULxUS 32 D



PRICE LIST

EFFECTIVE JUNE 1, 2007

Replaces Price List Dated June 1, 2005.

A R C H I T E C T U R A L H A R D W A R E

**All Previous Prices Are Withdrawn
Current Prices Subject To Change Without Notice
General Information On Pages 1 & 2
Terms: 1% 10 Days - Net 30 Days**

2001 LOWELL AVENUE • ERIE, PA 16506-2944 • 800/519-2610 • 814/833-7428
FAX 800/432-8767 • FAX 814/833-9650
Website: www.burnsmfg.com • Email: burnsmfg@burnsmfg.com

GENERAL INFORMATION

- Terms:** 1% Ten Days - **Net Thirty (30) days.**
- Freight Allowance:** All prices are F.O.B. Erie, PA We will prepay freight on shipments of \$1,500.00 net or more sent by carrier of our choice.
- Returned Goods:** No goods are to be returned to us without prior authorization. The amount of credit will be determined at the time of request or upon inspection of goods and acceptance by us.
Unauthorized claims of labor charges will not be allowed.
- Templates:** Templates of all catalog items are available upon request. Kick plates are not normally templated, but can be offered as a special.

GENERAL PRICE INFORMATION

		.060 max	.125 max	.187 max
TT	Thumb Turn - 3/8" Dia.	5.00	10.00	12.00
CC	Cut for Cylinder - 1 1/4" Dia.	6.00	11.00	13.00
CFR	Cut for Rose - 2 1/8" Dia.	9.00	13.00	15.00
RC	Round Corner - 4 Corners	5.00	10.00	12.00
RE	Radius Ends - Top & Bottom	13.00	22.00	26.00

Engraving on Push Plates

3/4" High Letters, Black-Filled	26.00 Aluminum, Brass, Bronze
"PUSH" "PULL" "MEN" or "WOMEN"	36.00 Stainless Steel

Engraving on Push/Pull Bars

1" High Letters, Black-Filled	
"PUSH" or "PULL"	
Flat Bar or Grip	40.00 Aluminum, Brass, Bronze 50.00 Stainless Steel
Round Bar or Grip	190.00 All Finishes

Adhesive Mounting

3M™ Scotch Mount Tape	
Push Plate	7.00
Pull Plate	8.00
Kick Plate - up to 18" High	15.00
Armor Plate - over 18" High	30.00

Magnetic Adhesive - up to 12" High 35.00

Hinge or Lock-Face Cut Outs 22.00

Cut for Louver 45.00

Kick Plate with 1 3/4" Return 22.00

Armor Plate with 1 3/4" Return 40.00

Increased Projections - Specify 10.00
Door Pulls, Push Bars
Use suffix **HCP** after Part Number



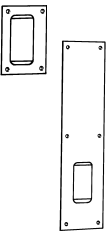
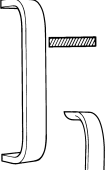

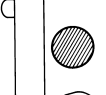
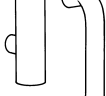

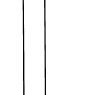
METHODS OF FASTENING

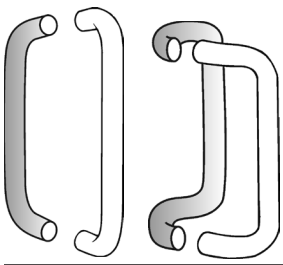
#1- Thru Bolt w/Finish Washer	N/C
#1HD- Heavy Duty Thru Bolt (3/8" - 24 Thread) w/Finish Washer	\$8.00 /Pull
#2- Surface Mount	N/C
#3- Thru Bolt. Set of Push/Pull Bars	N/C
#4- Push Bars Surface Screws and Thru Bolts	N/C
#5- Back To Back (1 3/4" Door)	\$16.00 /Pair
Back To Back (Up to 2 1/2" Thick)	\$22.00 /Pair
#5HD- Heavy Duty Back To Back (3/8" - 24 Thread)	\$24.00 /Pair
#6- Surface Concealed - Metal	\$16.00 /Pull
#6HD- Heavy Duty Surface Concealed (3/8" - 24 Thread)	\$24.00 /Pull
#7- Surface Concealed - Wood	\$16.00 /Pull
#8- Back To Back with M.S. & Sleeves	\$3.00 Per Sleeve
#9- Blind Head Glass Door	\$28.00 /Pull
Blind Head Wood or Metal Door	\$24.00 /Pull
#10- Back To Back - Glass Door	\$24.00 /Pair
#11- Reverse Thread Spanner Collar	\$54.00 /Pair
#12- Pull Back To Back with Lug Plate	\$36.00 /Set

STANDARD FASTENERS & REPLACEMENT PARTS




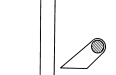

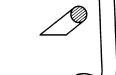





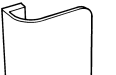
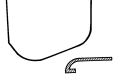
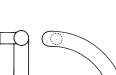






#6 x 5/8" Sheet Metal Screw	.15 Each
#6 x 1/2" Oval Hd. Machine Screw x Stainless Steel	.20 Each
#6 x 1/2" Self Drilling (TEK) Phillips Pan Head x 410 Stainless Steel	.60 Each
#6 x 1/2" Self Drilling (TEK) Phillips Pan Head x Brass Plated	1.00 Each
#8 x 1" Sheet Metal Screw	.40 Each
#8 x 1/2" Machine Screw	.40 Each
1/4-20 x 2 1/4" Flat Head Machine Screw x Zinc Plated Steel	1.20 Each
1/4-20 x 2 1/2" Oval Head Machine Screw x 18-8 Stainless Steel	2.50 Each
1/4-20 Countersunk Finish Washer (#14)	.80 Each
3/8-24 x 2 1/2" Flat Head Machine Screw x Zinc Plated Steel	4.00 Each
3/8-24 Countersunk Finish Washer	1.20 Each
3/8-24 x 3/4" Conehead Machine Screw	9.00 Each
3/8-24 x 2 5/8" Conehead Machine Screw	10.00 Each
1/4-20 x 1" Conehead Machine Screw	4.50 Each
1/4-20 x 2 1/4" Conehead Machine Screw	5.00 Each
1/4-20 x 3" Conehead Machine Screw	9.00 Each
Conehead Wood Screw	5.00 Each
Blind Head only (no stud)	14.00 Each
3/8-24 x 3 1/2" LH-RH Threaded Stud	24.00 Each
Spanner Collar 1 1/4" Diameter for reverse thread stud	14.00 Each
#10-24 Sex Nut and Machine Screw	8.00 Each
1/8" Rivets (Stainless Steel)	.70 Each
Spanner Head #6 x 5/8" Sheet Metal Screw or Machine Screw	.60 Each
Spanner Head #8 x 5/8" Sheet Metal Screw or Machine Screw	1.00 Each
Spanner Head 1/4-20 x 2 1/2" Machine Screw	4.50 Each
Torx Security #6 x 5/8" Sheet Metal Screw or Machine Screw	.60 Each
Torx Security #8 x 5/8" Sheet Metal Screw or Machine Screw	1.00 Each
Torx Security 1/4-20 x 2 1/2" Machine Screw	4.50 Each

DOOR PULLS

Part No.	Description	Centers	US28/628	US3/605 US4/606	US10/612	US26/625	US32D/630	US32/629
					US10B/613 US5/609	US26D/626		
	10 Cast Pull	5½"	18.00	28.00	35.00	35.00	38.00	
	11 Cast Pull	7½"	30.00	44.00	51.00	51.00		
	12 Cast Pull	5½"	24.00	32.00	42.00	42.00	45.00	
	14 Cast Pull	5½"	22.00	34.00	38.00	38.00		
	15 Cast Pull	7½"	32.00	51.00	59.00	59.00		
	16 Cast Pull	7½" O.A.	22.00	34.00	38.00	38.00		
	17 Cast Pull	9½" O.A.	32.00	51.00	59.00	59.00		
	18 Single Arm Pull	3½" Proj.		53.00	65.00	60.00		
	19 Double Arm Pull	3¼" Proj.		48.00	57.00	57.00		
	119 Double Arm Pull	5"	38.00	48.00	57.00	55.00	53.00	64.00
	459 Flush Pull 3⅜" x 4¾"		28.00	46.00	50.00	50.00	32.00	41.00
	459L Flush Pull with Lug			60.00	64.00	64.00	46.00	55.00
	459P T.B. on Face		30.00	48.00	52.00	52.00	34.00	43.00
	459C Concealed in Cup		30.00	48.00	52.00	52.00	34.00	43.00
	459SP Flush Pull 4" x 16"		65.00	76.00	88.00	88.00	65.00	78.00
	460 Flush Pull 5" x 5" ADA						75.00	
	20A ⅜" x 1¼"	6"	18.00	40.00	55.00	55.00	32.00	42.00
	20B ⅜" x 1¼"	8"	20.00	48.00	63.00	63.00	38.00	49.00
	20C ⅜" x 1¼"	10"	24.00	56.00	71.00	71.00	44.00	57.00
	21A 1" Half Round	6"	20.00	45.00	50.00	50.00	41.00	53.00
	21B 1" Half Round	8"	22.00	53.00	58.00	58.00	47.00	61.00
	21C 1" Half Round	10"	26.00	65.00	70.00	70.00	53.00	69.00
	22 ⅜" x 1¼" x 14" O.A.	8"	55.00	125.00	140.00	140.00	92.00	120.00
	23 ⅜" x 1¼" x 14" O.A.	8"	60.00	135.00	150.00	150.00	100.00	130.00
	24 1" Round x 8" O.A.	5½"	70.00	110.00	130.00	130.00	90.00	120.00
	25A ¾" Round	6"	18.00	38.00	48.00	43.00	28.00	37.00
	25B ¾" Round	8"	20.00	43.00	53.00	48.00	33.00	43.00
	25C ¾" Round	10"	22.00	48.00	58.00	53.00	38.00	49.00
	25D ¾" Round	12"	26.00	54.00	64.00	59.00	44.00	57.00
	26B 1" Round	8"	30.00	55.00	65.00	60.00	48.00	63.00
	26C 1" Round	10"	32.00	61.00	71.00	66.00	54.00	70.00
	26D 1" Round	12"	34.00	67.00	77.00	72.00	60.00	78.00
	26G 1" Round	18"	47.00	94.00	106.00	102.00	74.00	96.00
	M26D 1¼" RD	12"	85.00	170.00	190.00	180.00	140.00	182.00
	M26G 1¼" RD	18"	98.00	200.00	220.00	210.00	156.00	203.00



DOOR PULLS

Part No.	Description	Centers	US28/628	US3/605 US4/606	US10/612	US26/625	US32D/630	US32/629
					US10B/613 US5/609	US26D/626		
	29B 3/4" Rd Offset Pull 90°	8"	44.00	72.00	82.00	79.00	56.00	73.00
	29C 3/4" Rd Offset Pull 90°	10"	46.00	77.00	87.00	82.00	60.00	78.00
	29D 3/4" Rd Offset Pull 90°	12"	49.00	82.00	92.00	87.00	64.00	83.00
	29-1B 3/4" Rd Offset Pull 45°	8"	46.00	76.00	86.00	83.00	59.00	77.00
	29-1C 3/4" Rd Offset Pull 45°	10"	48.00	81.00	91.00	86.00	63.00	82.00
	29-1D 3/4" Rd Offset Pull 45°	12"	51.00	86.00	96.00	91.00	67.00	87.00
	30 1" Rd Offset Pull 45°	10"	84.00	104.00	114.00	109.00	96.00	125.00
	35A 3/4" Rd Offset Pull 45°	6"	38.00	58.00	68.00	63.00	48.00	57.00
	35B 3/4" Rd Offset Pull 45°	8"	40.00	63.00	73.00	68.00	53.00	63.00
	36B 1" Rd Offset Pull 45°	8"	50.00	75.00	85.00	80.00	68.00	83.00
	36C 1" Rd Offset Pull 45°	10"	52.00	81.00	91.00	86.00	74.00	90.00
	36D 1" Rd Offset Pull 45°	12"	54.00	87.00	97.00	92.00	80.00	98.00
	M36D 1 1/4" Rd Offset Pull 60°	12"	110.00	220.00	240.00	230.00	190.00	232.00
	M36G 1 1/4" Rd Offset Pull 60°	18"	123.00	250.00	270.00	260.00	210.00	260.00
	39B 1" Rd Offset Pull 90°	8"	46.00	100.00	120.00	115.00	72.00	90.00
	39C 1" Rd Offset Pull 90°	10"	51.00	108.00	128.00	123.00	80.00	100.00
	39D 1" Rd Offset Pull 90°	12"	56.00	116.00	136.00	131.00	88.00	110.00
	39G 1" Rd Offset Pull 90°	18"	71.00	146.00	166.00	161.00	113.00	141.00
	39-1B 1" Rd Offset Pull 45°	8"	48.00	105.00	126.00	121.00	76.00	95.00
	39-1C 1" Rd Offset Pull 45°	10"	53.00	114.00	134.00	129.00	84.00	105.00
	39-1D 1" Rd Offset Pull 45°	12"	58.00	122.00	143.00	138.00	92.00	115.00
	39-1G 1" Rd Offset Pull 45°	18"	73.00	154.00	174.00	169.00	119.00	149.00
	M39D 1 1/4" Rd Offset Pull 90°	12"	132.00	220.00	260.00	240.00	185.00	230.00
	M39G 1 1/4" Rd Offset Pull 90°	18"	146.00	240.00	280.00	260.00	200.00	250.00
	M39-1D 1 1/4" Rd Offset Pull 45°	12"	140.00	230.00	270.00	250.00	195.00	240.00
	M39-1G 1 1/4" Rd Offset Pull 45°	18"	154.00	250.00	290.00	270.00	225.00	290.00
	40 Offset Pull 6" x 12"	10"	106.00	270.00	300.00	290.00	180.00	244.00
	42 Offset Pull 4 1/4" x 8 3/4"	6 3/4"	85.00	216.00	240.00	230.00	144.00	194.00
	44 Offset Pull 5" x 12"	10"		380.00	420.00	400.00	320.00	430.00
	46 Door Pull x 12" O.A.	8"		180.00	220.00	200.00	180.00	220.00
	47 Door Pull	7"	60.00	90.00	110.00	100.00	90.00	120.00
	49D 1" Rd Offset "C" Shaped	12"	160.00	250.00	280.00	270.00	180.00	230.00
	M49D 1 1/4" Rd Offset "C" Shaped	12"	210.00	300.00	330.00	320.00		
	X-Y-Z Base Plates (Ea)	2" Dia.	7.00	9.00	9.00	9.00	8.00	10.00

US9/611 Bright Bronze Finish - Add 35% to US10B/613

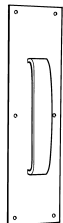
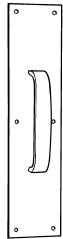
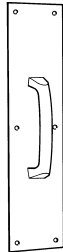
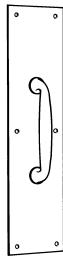
PUSH PLATES

Part No.	Material	Size	US10/612					
			US28/628	US3/605 US4/606	US10B/613 US5/609	US26/625 US26D/626	US32D/630	US32/629
50	16GA	3" x 12"	7.50	16.00	19.00	19.00	11.00	14.00
51	16GA	3½" x 14"	8.50	17.00	20.00	20.00	12.50	16.00
52	16GA	3" x 15"	8.50	17.00	20.00	20.00	12.50	16.00
53	16GA	3½" x 15"	8.50	17.00	20.00	20.00	12.50	16.00
54	16GA	4" x 16"	9.50	19.00	22.00	22.00	14.00	18.50
55	16GA	4" x 20"	11.00	26.00	30.00	30.00	17.00	22.00
56	16GA	6" x 16"	12.00	32.50	38.00	38.00	23.00	30.00
57	16GA	8" x 16"	15.00	38.50	46.00	46.00	25.50	33.00
58	(Forged)	3½" x 15" x 5/32"	16.50	34.00	38.00	38.00	25.50	33.00
59	16GA	7½" x 15"	27.00	50.00	55.00	55.00	34.00	45.00
60	16GA	8" x 16"	28.00	53.00	58.00	58.00	36.00	47.00
61	16GA	7½" x 15"	44.50	84.00	90.00	90.00	62.00	80.50
62	16GA	7½" x 15"	44.50	84.00	90.00	90.00	62.00	80.50
64	16GA	3" x 15"	26.50	30.00	33.00	33.00	28.00	36.50
65	16GA	3" x 15"	26.50	30.00	33.00	33.00	28.00	36.50
70	8GA	3" x 12" x .125 x B4E	18.00	53.00	62.50	62.50	32.50	42.00
71	8GA	3½" x 14" x .125 x B4E	19.00	55.00	64.00	64.00	33.50	43.50
72	8GA	3" x 15" x .125 x B4E	20.00	57.50	67.00	67.00	35.00	45.50
73	8GA	3½" x 15" x .125 x B4E	21.00	60.50	70.50	70.50	37.00	48.00
74	8GA	4" x 16" x .125 x B4E	22.00	64.50	74.50	74.50	41.00	53.50
75	8GA	4" x 20" x .125 x B4E	23.00	75.00	85.00	85.00	44.00	57.50
76	8GA	6" x 16" x .125 x B4E	26.00	85.00	92.00	92.00	54.00	70.00
77	8GA	8" x 16" x .125 x B4E	31.00	107.00	115.00	115.00	67.00	87.00
80	8 GA	3" x 12" x .125 x Rd. Bevel	18.00	53.00	62.50	62.50	32.50	42.00
81	8GA	3½"x 14" x .125 x Rd. Bevel	19.00	55.00	64.00	64.00	33.50	43.50
82	8GA	3" x 15" x .125 x Rd. Bevel	20.00	57.50	67.00	67.00	35.00	45.50
83	8GA	3½" x 15" x .125 x Rd. Bevel	21.00	60.50	70.50	70.50	37.00	48.00
84	8GA	4" x 16" x .125 x Rd. Bevel	22.00	64.50	74.50	74.50	41.00	53.50
85	8GA	4" x 20" x .125 x Rd. Bevel	23.00	75.00	85.00	85.00	44.00	57.50
86	8GA	6" x 16" x .125 x Rd. Bevel	26.00	85.00	92.00	92.00	54.00	70.00
87	8GA	8" x 16" x .125 x Rd. Bevel	31.00	107.00	115.00	115.00	67.00	87.00
89	8GA	3½" x 15¾" x .125	30.50	63.00	67.00	67.00	44.00	57.00
89-4	8GA	4" x 15¾" x .125	34.00	65.50	69.50	69.50	46.00	60.00
89-8	8GA	8" x 15¾" x .125	52.50	117.00	124.50	124.50	86.00	112.00
100	8GA	2" x 3¾" x 1¼" Cyl.	32.00	40.00	44.00	44.00	36.00	47.00
101	8GA	4" x 5" x 2½" Rose	35.00	45.00	49.00	49.00	41.00	53.00

1/8" (.125) PLASTIC LAMINATE AND CLEAR PUSH PLATES

Part No.	Size	Plastic 10 Standard Colors & Clear
90	3" x 12"	12.00
93	3½" x 15"	14.00
94	4" x 16"	16.00
95	4" x 20"	18.00
96	6" x 16"	20.00
97	8" x 16"	24.00

PULL PLATES (.050) MATERIAL

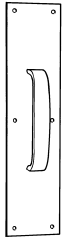
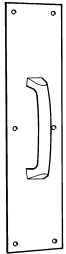
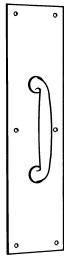


Part No.	Plate Size	US10/612					
		US28/628	US3/605 US4/606	US10B/613 US5/609	US26/625 US26D/626	US32D/630	US32/629
5010	3" x 12"	25.50	44.00	54.00	54.00	49.00	63.00
5110	3½" x 14"	26.50	45.00	55.00	55.00	50.50	65.00
5210	3" x 15"	26.50	45.00	55.00	55.00	50.50	65.00
5310	3½" x 15"	26.50	45.00	55.00	55.00	50.50	65.00
5410	4" x 16"	27.50	47.00	57.00	57.00	52.00	67.50
5810	3½" x 15" x 5/32"	34.50	62.00	73.00	73.00	63.50	82.00
5011	3" x 12"	37.50	60.00	70.00	70.00		
5111	3½" x 14"	38.50	61.00	71.00	71.00		
5211	3" x 15"	38.50	61.00	71.00	71.00		
5311	3½" x 15"	38.50	61.00	71.00	71.00		
5411	4" x 16"	39.50	63.00	73.00	73.00		
5811	3½" x 15" x 5/32"	46.50	78.00	89.00	89.00		
5012	3" x 12"	31.50	48.00	61.00	61.00	56.00	71.00
5112	3½" x 14"	32.50	49.00	62.00	62.00	57.50	73.00
5212	3" x 15"	32.50	49.00	62.00	62.00	57.50	73.00
5312	3½" x 15"	32.50	49.00	62.00	62.00	57.50	73.00
5412	4" x 16"	33.50	51.00	64.00	64.00	59.00	75.50
5812	3½" x 15" x 5/32"	40.50	66.00	80.00	80.00	78.00	90.00
5020A	3" x 12"	25.50	56.00	74.00	74.00	43.00	56.00
5120A	3½" x 14"	26.50	57.00	75.00	75.00	44.50	58.00
5220A	3" x 15"	26.50	57.00	75.00	75.00	44.50	58.00
5320A	3½" x 15"	26.50	57.00	75.00	75.00	44.50	58.00
5420A	4" x 16"	27.50	59.00	77.00	77.00	46.00	60.50
5820A	3½" x 15" x 5/32"	34.50	74.00	93.00	93.00	57.50	75.00
5020B	3" x 12"	27.50	64.00	82.00	82.00	49.00	63.00
5120B	3½" x 14"	28.50	65.00	83.00	83.00	50.50	65.00
5220B	3" x 15"	28.50	65.00	83.00	83.00	50.50	65.00
5320B	3½" x 15"	28.50	65.00	83.00	83.00	50.50	65.00
5420B	4" x 16"	29.50	67.00	85.00	85.00	52.00	67.50
5820B	3½" x 15" x 5/32"	36.50	82.00	101.00	101.00	63.50	82.00
5021A	3" x 12"	27.50	61.00	69.00	69.00	52.00	67.00
5121A	3½" x 14"	28.50	62.00	70.00	70.00	53.50	69.00
5221A	3" x 15"	28.50	62.00	70.00	70.00	53.50	69.00
5321A	3½" x 15"	28.50	62.00	70.00	70.00	53.50	69.00
5421A	4" x 16"	29.50	64.00	72.00	72.00	55.00	71.50
5821A	3½" x 15" x 5/32"	36.50	79.00	88.00	88.00	66.50	86.00
5021B	3" x 12"	29.50	69.00	77.00	77.00	58.00	75.00
5121B	3½" x 14"	30.50	70.00	78.00	78.00	59.50	77.00
5221B	3" x 15"	30.50	70.00	78.00	78.00	59.50	77.00
5321B	3½" x 15"	30.50	70.00	78.00	78.00	59.50	77.00
5421B	4" x 16"	31.50	72.00	80.00	80.00	61.00	79.50
5821B	3½" x 15" x 5/32"	38.50	87.00	96.00	96.00	72.50	94.00

To Price Any Combination of Plate And Grip - Add The Grip Price To The Push Plate Price

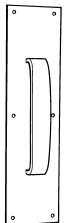
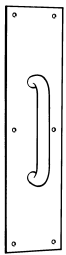
US9/611 Bright Bronze Finish - Add 35% to US10B/613

PULL PLATES (.050) MATERIAL












































Part No.	Plate Size	US10/612					
		US28/628	US3/605 US4/606	US5/609	US10B/613	US26/625 US26D/626	US32D/630
5025A	3" x 12"	25.50	34.00	67.00	62.00	39.00	51.00
5125A	3½" x 14"	26.50	35.00	68.00	63.00	40.50	53.00
5225A	3" x 15"	26.50	35.00	68.00	63.00	40.50	53.00
5325A	3½" x 15"	26.50	35.00	68.00	63.00	40.50	53.00
5425A	4" x 16"	27.50	37.00	70.00	65.00	42.00	55.50
5825A	3½" x 15" x 5/32"	34.50	52.00	86.00	81.00	53.50	70.00
5025B	3" x 12"	27.50	59.00	72.00	67.00	44.00	57.00
5125B	3½" x 14"	28.50	60.00	73.00	68.00	45.50	59.00
5225B	3" x 15"	28.50	60.00	73.00	68.00	45.50	59.00
5325B	3½" x 15"	28.50	60.00	73.00	68.00	45.50	59.00
5425B	4" x 16"	29.50	62.00	75.00	70.00	47.00	61.50
5825B	3½" x 15" x 5/32"	36.50	77.00	91.00	86.00	58.50	76.00
5026B	3" x 12"	37.50	71.00	90.00	79.00	59.00	77.00
5126B	3½" x 14"	38.50	72.00	91.00	80.00	60.50	79.00
5226B	3" x 15"	38.50	72.00	91.00	80.00	60.50	79.00
5326B	3½" x 15"	38.50	72.00	91.00	80.00	60.50	79.00
5426B	4" x 16"	39.50	74.00	93.00	82.00	62.00	81.50
5826B	3½" x 15" x 5/32"	46.50	89.00	109.00	98.00	73.50	96.00
5026C	3" x 12"	39.50	77.00	96.00	85.00	65.00	84.00
5126C	3½" x 14"	40.50	78.00	97.00	86.00	66.50	86.00
5226C	3" x 15"	40.50	78.00	97.00	86.00	66.50	86.00
5326C	3½" x 15"	40.50	78.00	97.00	86.00	66.50	86.00
5426C	4" x 16"	41.50	80.00	99.00	88.00	68.00	88.50
5826C	3½" x 15" x 5/32"	48.50	95.00	115.00	104.00	79.50	103.00

PULL PLATES (.125) MATERIAL



Part No.	Plate Size	US10/612					
		US28/628	US3/605 US4/606	US5/609	US10B/613	US26/625 US26D/626	US32D/630
7310	3½" x 15"	39.00	88.50	105.50	105.50	75.00	97.00
7410	4" x 16"	40.00	92.50	109.50	109.50	79.00	102.50
7311	3½" x 15"	51.00	104.50	121.50	121.50		
7411	4" x 16"	52.00	108.50	125.50	125.50		
7312	3½" x 15"	45.00	92.50	112.50	112.50	82.00	105.00
7412	4" x 16"	46.00	96.50	116.50	116.50	86.00	110.50
7320A	3½" x 15"	39.00	100.50	125.50	125.50	69.00	90.00
7420A	4" x 16"	40.00	104.50	129.50	129.50	73.00	95.50
7320B	3½" x 15"	41.00	108.50	133.50	133.50	75.00	97.00
7420B	4" x 16"	42.00	112.50	137.50	137.50	79.00	102.50
7321A	3½" x 15"	41.00	105.50	120.50	120.50	78.00	101.00
7421A	4" x 16"	42.00	109.50	124.50	124.50	82.00	106.50
7321B	3½" x 15"	43.00	113.50	128.50	128.50	84.00	109.00
7421B	4" x 16"	44.00	117.50	132.50	132.50	88.00	114.50
7325A	3½" x 15"	39.00	98.50	118.50	113.50	65.00	85.00
7425A	4" x 16"	40.00	102.50	122.50	117.50	69.00	90.50
7325B	3½" x 15"	41.00	103.50	123.50	118.50	70.00	91.00
7425B	4" x 16"	42.00	107.50	127.50	122.50	74.00	96.50
7326B	3½" x 15"	51.00	115.50	141.50	130.50	85.00	111.00
7426B	4" x 16"	52.00	119.50	145.50	134.50	89.00	116.50
7326C	3½" x 15"	53.00	121.50	147.50	136.50	91.00	118.00
7426C	4" x 16"	54.00	125.50	151.50	140.50	95.00	123.50

PUSH AND PULL BARS

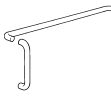
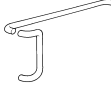
Part No.	Description	Bar Size	US28/628	US3/605 US4/606	US10/612		US26/625 US26D/626	US32D/630	US32/629
					US10B/613 US5/609	US10B/613 US5/609			
 400	Push Bar	3/8" x 1 1/4"	80.00	160.00	190.00	170.00	110.00	140.00	
 401	Push Bar	3/8" x 1 1/2"	90.00	180.00	220.00	190.00	120.00	160.00	
 414 (less pad)	Push Bar	3/8" x 1 1/2"	95.00	180.00	210.00	200.00	130.00	170.00	
 414S	Push Bar	3/8" x 1 1/2"	100.00	190.00	220.00	210.00	140.00	180.00	
 416 (less pad)	Push Bar	3/8" x 1 1/2"	95.00	180.00	210.00	200.00	130.00	170.00	
 416S	Push Bar	3/8" x 1 1/2"	100.00	190.00	220.00	210.00	140.00	180.00	
 418 (less pad)	Push Bar	3/8" x 1 1/2"	100.00	190.00	220.00	210.00	140.00	180.00	
 418S	Push Bar	3/8" x 1 1/2"	105.00	200.00	230.00	220.00	150.00	190.00	
 420	Push Bar	3/8" x 3"	100.00	270.00	300.00	290.00	210.00	275.00	
 421 (less pad)	Push Bar	3/8" x 3"	110.00	300.00	340.00	320.00	230.00	300.00	
 421S	Push Bar	3/8" x 3"	120.00	320.00	360.00	340.00	250.00	325.00	
 422	Push Bar	1" Rd	60.00	150.00	170.00	160.00	130.00	170.00	
 422 - 3/4" Rd	Push Bar	3/4" Rd	50.00	130.00	150.00	140.00	100.00	130.00	
 M422	Push Bar	1 1/4" Rd	160.00	240.00	300.00	260.00	240.00	310.00	
 424	Push Bar w/Posts	1" Rd	140.00	290.00	310.00	300.00	220.00	290.00	
 M424	Push Bar w/Posts	1 1/4" Rd	190.00	320.00	340.00	330.00	250.00	320.00	
 450	Adj Door Guard (1 Tube)	5/8" Rd		120.00	140.00	130.00			
 451	Adj Door Guard (2 Tubes)	5/8" Rd		160.00	180.00	170.00			
 452	Adj Door Guard (3 Tubes)	5/8" Rd		200.00	220.00	210.00			
 453	Adj Pull Bars	1" Rd		330.00		360.00			
 454	Adj Push Bar	1" Rd		120.00		140.00			
 455	Adj Push/Pull Unit	1" Rd		570.00		640.00			
 400S	Push Bar	3/8" x 1 1/4"	80.00	160.00	190.00	170.00	110.00	140.00	
 400P	Pull Bar Unit	3/8" x 1 1/4"	290.00	440.00	520.00	470.00	310.00	400.00	
 400SP	Push/Pull Set	3/8" x 1 1/4"	380.00	760.00	900.00	810.00	530.00	680.00	
 400PE	Ext. Pull Unit	3/8" x 1 1/4"	270.00	520.00	600.00	550.00	370.00	480.00	
 400SPE	Ext. Push/Pull Set	3/8" x 1 1/4"	430.00	840.00	980.00	890.00	590.00	760.00	
 401S	Push Bar	3/8" x 1 1/2"	90.00	180.00	220.00	190.00	120.00	160.00	
 401P	Pull Bar Unit	3/8" x 1 1/2"	240.00	490.00	580.00	510.00	330.00	430.00	
 401SP	Push/Pull Set	3/8" x 1 1/2"	420.00	850.00	1020.00	890.00	570.00	750.00	
 401PE	Ext Pull Unit	3/8" x 1 1/2"	310.00	650.00	760.00	680.00	420.00	550.00	
 401SPE	Ext Push/Pull Set	3/8" x 1 1/2"	490.00	1010.00	1200.00	1060.00	660.00	870.00	
 405S	Push Unit	3/8" x 1 1/4"	190.00	400.00	460.00	420.00	300.00	360.00	
 405P	Pull Unit	3/8" x 1 1/4"	250.00	530.00	600.00	550.00	390.00	480.00	
 405SP	Push/Pull Set	3/8" x 1 1/4"	440.00	930.00	1060.00	970.00	690.00	840.00	
 414S	Push Bar	3/8" x 1 1/2"	100.00	190.00	220.00	210.00	140.00	180.00	
 414P	Pull Unit	3/8" x 1 1/2"	260.00	500.00	580.00	550.00	370.00	480.00	
 414SP	Push/Pull Set	3/8" x 1 1/2"	460.00	880.00	1020.00	970.00	650.00	840.00	
 415S	Push Unit	3/8" x 1 1/2"	230.00	460.00	520.00	500.00	310.00	400.00	
 415P	Pull Unit	3/8" x 1 1/2"	290.00	580.00	660.00	630.00	400.00	520.00	
 415SP	Push/Pull Set	3/8" x 1 1/2"	520.00	1040.00	1180.00	1130.00	710.00	920.00	

Center to Center Dimension MUST Be Specified

Bars over 36" Add Price Per Inch:

3/4" Rd., 1" Rd.	2.00	4.00	5.00	5.00	4.00	6.00
1 1/4" Rd., 3/8" x 1 1/4", 3/8" x 1 1/2"	3.00	5.00	6.00	6.00	5.00	7.00
3/8" x 3"	4.00	6.00	7.00	7.00	6.00	8.00

COMMON 1" AND 1¼" SOLID ROUND PUSH-PULL SETS (UP TO 36" C TO C)

Part No.	Bar	Grip Centers	US28/628	US3/605 US4/606	US10/612		US26/625 US26D/626	US32D/630	US32/629
					US10B/613 US5/609	US26/625			
 422 x 26B	1" Rd	8"	98.00	213.00	243.00	228.00	186.00	241.00	
422 x 26C	1" Rd	10"	100.00	219.00	249.00	234.00	192.00	248.00	
422 x 26D	1" Rd	12"	102.00	225.00	255.00	240.00	198.00	256.00	
422 x 26G	1" Rd	18"	115.00	252.00	284.00	270.00	212.00	274.00	
 422 x 39B	1" Rd	8" 90° offset	114.00	258.00	298.00	283.00	210.00	268.00	
422 x 39C	1" Rd	10" 90° offset	119.00	266.00	306.00	291.00	218.00	278.00	
422 x 39D	1" Rd	12" 90° offset	124.00	274.00	314.00	299.00	226.00	288.00	
422 x 39G	1" Rd	18" 90° offset	139.00	304.00	344.00	329.00	251.00	319.00	
422 x 39-1B	1" Rd	8" 45° offset	116.00	263.00	304.00	289.00	214.00	273.00	
422 x 39-1C	1" Rd	10" 45° offset	121.00	272.00	312.00	297.00	222.00	283.00	
422 x 39-1D	1" Rd	12" 45° offset	126.00	280.00	321.00	306.00	230.00	293.00	
422 x 39-1G	1" Rd	18" 45° offset	141.00	312.00	352.00	337.00	257.00	327.00	
422 x 49D	1" Rd	12" C Shaped Offset	232.00	412.00	462.00	442.00	322.00	412.00	
M422 x M26D	1¼" Rd	12"	257.00	420.00	502.00	452.00	392.00	504.00	
M422 x M26G	1¼" Rd	18"	270.00	452.00	532.00	482.00	478.00	525.00	
M422 x M39D	1¼" Rd	12" 90° offset	304.00	472.00	572.00	512.00	437.00	552.00	
M422 x M39G	1¼" Rd	18" 90° offset	318.00	492.00	592.00	532.00	452.00	572.00	
M422 x M49D	1¼" Rd	12" C Shaped offset	382.00	552.00	642.00	592.00			

Bar Center to Center Dimension MUST Be Specified

Price includes #1 Thru-bolt mounting on free ends

Blind head fastener #9 for 1¾" Door - Add \$24.00/set

Concealed mounting #6 or #7 - Add \$16.00/set

Mounting for ½" glass door - Add \$28.00/set

Heavy duty fastener #11 - ¾" -24 Reverse Thread with Spanner Collar - Used with 1¼" Round "M" Series - Add \$54.00/set

ENGRAVED NAME AND NUMBER SIGNS

Priced per Character • Standard - 2" High x Length Required with 1" High Letters

Minimum Charge Per Plate - Four Characters • Screw Mount Standard

Adhesive Mount:

8 Characters or Less — \$4.00 More than 8 Characters — \$6.00

Price Per Character

Price Per Character

.125 Plastic.....\$6.00

.050 Stainless Steel.....\$12.00

.050 Aluminum.....\$6.00

.125 Thick Material..... P.O.A.

.050 Brass or Bronze.....\$8.00

ADA SIGNAGE - Plastic Only

1/32" Raised Letters & Symbols w/Grade 2 Braille • Screw Mount Standard / Adhesive Mount — Add \$4.00

Standard Colors - Blue, Black, Brown or Gray with White Lettering



#ADA-A 6" x 6" with one pictogram ADA-A/Men — \$35.00 ADA-A/Women — \$35.00

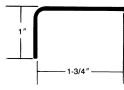
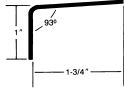
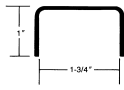
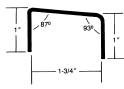
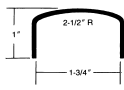
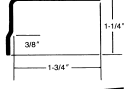

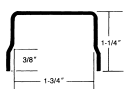
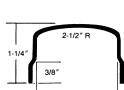


#ADA-B 6" x 6" with two pictograms ADA-B/Men — \$38.00 ADA-B/Women — \$38.00



#ADA-C 6" x 8" with three pictograms ADA-C/Unisex — \$48.00

DOOR EDGINGS - SURFACE APPLIED/NON-MORTISED

Part No.	Description	US28/628	US3/605		US10/612	
			US4/606	US5/609	US10B/613	US32D/630
	301 "L" Shaped 90° 1" x 1 3/4" I.D. - up to 42"	30.00	45.00	50.00	35.00	
	43" to 70"	50.00	65.00	70.00	55.00	
	71" to 96"	70.00	100.00	105.00	90.00	
	302 "L" Shaped 93° 1" x 1 3/4" I.D. - up to 42"	30.00	45.00	50.00	35.00	
	43" to 70"	50.00	65.00	70.00	55.00	
	71" to 96"	70.00	100.00	105.00	90.00	
	303 "U" Shaped 90° 1" x 1 3/4" I.D. x 1" - up to 42"	40.00	55.00	60.00	45.00	
	43" to 70"	60.00	75.00	80.00	65.00	
	71" to 96"	80.00	115.00	120.00	105.00	
	304 "U" Shaped 87° & 93° 1" x 1 3/4" I.D. -up to 42"	40.00	55.00	60.00	45.00	
	43" to 70"	60.00	75.00	80.00	65.00	
	71" to 96"	80.00	115.00	120.00	105.00	
	305 "U" Shaped with Radius 90° 1" x 1 3/4" I.D. x 1" - up to 42"	50.00	70.00	75.00	60.00	
	43" to 70"	70.00	105.00	110.00	95.00	
	71" to 96"	130.00	150.00	155.00	140.00	
	306 "L" Shaped with Overlap 90° 1" x 1 3/4" I.D. - up to 42"	40.00	55.00	60.00	45.00	
	43" to 70"	60.00	75.00	80.00	65.00	
	307 "L" Shaped with Overlap 93° 1" x 1 3/4" I.D. -up to 42"	40.00	55.00	60.00	45.00	
	43" to 70"	60.00	75.00	80.00	65.00	
	308 "U" Shaped with Overlap 90° 1" x 1 3/4" I.D. x 1" - up to 42"	50.00	70.00	75.00	60.00	
	43" to 70"	70.00	90.00	95.00	80.00	
	309 "U" Shaped with Radius and Overlap 90° 1" x 1 3/4" I.D. - up to 42"	60.00	80.00	85.00	70.00	
	43" to 70"	85.00	105.00	110.00	95.00	

For mortised application Specify "MORTISE" after part number. Example: #303 - MORTISE

Door Edging Cut Out Charge - Add \$22.00 Additional for Each Cut Out

Add 15% for Odd Angles

Note: Less than 5 pieces add for box charge \$15.00



CORNER GUARDS

Part No.	Description	US28/628	US3/605		US10/612	
			US4/606	US5/609	US10B/613	US32D/630
310S	3 1/2" x 3 1/2" x 40" w/Screws	55.00	75.00	80.00	65.00	
310S	3 1/2" x 3 1/2" x 48" w/Screws	60.00	80.00	85.00	70.00	
310T	3 1/2" x 3 1/2" x 40" w/Tape	70.00	90.00	95.00	80.00	
310T	3 1/2" x 3 1/2" x 48" w/Tape	75.00	95.00	100.00	85.00	
311S	2" x 2" x 40" w/Screws	45.00	65.00	70.00	55.00	
311S	2" x 2" x 48" w/Screws	50.00	70.00	75.00	60.00	
311T	2" x 2" x 40" w/Tape	60.00	80.00	85.00	70.00	
311T	2" x 2" x 48" w/Tape	65.00	85.00	90.00	75.00	
312	2" x 2" x 48" x Clear Polycarbonate		55.00			
VA-200	1 1/2" x 1 1/2" x 48" x Tape mt x Acrovyn™ Standard Colors		50.00			
VA-250	2 1/2" x 2 1/2" x 48" x Tape mt x Acrovyn™ Standard Colors		60.00			
SM-20	3" x 3" x 48" w/Retainer & End Caps x Acrovyn™ Standard Colors		100.00			
SSM-20	2" x 2" x 48" w/Retainer & End Caps x Acrovyn™ Standard Colors		80.00			




DOOR STOPS & FLUSH BOLTS

Part No.	Description	US3 605	US4 606	US10 612	US10B 613	US26D 626	US26 625	US32D 630
----------	-------------	---------	---------	----------	-----------	-----------	----------	-----------













Door Silencers

 500	Silencers - Metal Frame	\$15.00/c	Sold in packs of 100 only					
 501	Silencers - Wood Frame	\$15.00/c	Sold in packs of 100 only					







Dome Stops

 510	Low Dome - 1/4"	7.00	7.00	8.00	8.00	6.50	8.00	
 520	High Dome - 1/2"	8.20	8.20	9.20	9.20	7.70	9.20	
 525	Cast Riser - 3/8"	5.00	5.00	5.00	5.00	5.00	-	





Door Stops

 527	Floor Stop - 2 1/8" Proj.	24.00	-	27.00	27.00	24.00	-	
 528	Floor Stop - 2 7/8" Proj.	26.00	-	29.00	29.00	26.00	-	
 529	Floor Stop w/Hook - 3 1/8" Proj.	37.00	-	40.00	40.00	37.00	-	
 530	Wall Mount	24.00	24.00	26.00	26.00	24.00	31.00	
 531	Wall Mount w/Hook	33.00	33.00	35.00	35.00	33.00	40.00	
 533	Auto Wall Mount					42.00		
 534	Auto Floor Mount					58.00		
 535	Floor Mount	24.00	24.00	26.00	26.00	24.00	31.00	
 536	Floor Mount w/Hook	33.00	33.00	35.00	35.00	33.00	40.00	
 540	Heavy Duty - 3" dia.					47.00		
 541	Heavy Duty w/Hook - 3" dia.					65.00		
 542	Heavy Duty Molded 2" dia. x 1 1/2" high					24.00		

Roller Latches

 550	Roller Latch - Cast Strike	38.00	38.00	40.00	40.00	38.00	40.00	
550xSP1	Roller Latch - 2 3/4" Strike	42.00	42.00	44.00	44.00	42.00	44.00	
550xSP2	Roller Latch - ASA Strike	42.00	42.00	44.00	44.00	42.00	44.00	
 SP1	Strike 1 1/8" x 2 3/4"	9.00		9.00	9.00	9.00		
 SP2	Strike 1 1/4" x 4 7/8"	10.00		10.00	10.00	10.00		
553	Roller Latch - 2 3/4" Strike					54.00		
553xSP2	Roller Latch - ASA Strike					58.00		
 555	Roller Latch w/Stop	65.00	65.00	70.00	70.00	65.00	70.00	
 556	Angle Stop - Single Door					34.00		
 557	Angle Stop - Pair of Doors					42.00		

Wall Stops

 560S	1" Dia. - Cast Convex	6.80	7.50	-	-	6.80	-	
 560	Cast - Convex	9.50	9.50	10.00	10.00	9.50	10.00	
565	Cast - Concave	9.50	9.50	10.00	10.00	9.50	10.00	
 570	Wrought - Convex	5.50	5.50	6.00	6.00	-	6.00	5.00
 575	Wrought - Concave	5.50	5.50	6.00	6.00	-	6.00	5.00

DOOR STOPS & FLUSH BOLTS

Part No.	Description	US3 605	US4 606	US10 612	US10B 613	US26D 626	US26 625	US32D 630
----------	-------------	---------	---------	----------	-----------	-----------	----------	-----------

Door Guards & Kick Downs



580	Security Door Guard w/Edge Protector	22.00	24.00	-	24.00	22.00	24.00	
------------	---	-------	-------	---	-------	-------	-------	--



580EP	Edge Protector Only 1" x 7/16" x 1 1/4" x Tape	6.00	6.00	6.00	6.00	-	6.00	6.00
--------------	---	------	------	------	------	---	------	------

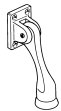


582	Plunger Stop - Square Face					35.00		
------------	----------------------------	--	--	--	--	-------	--	--

583	Plunger Stop - Round Face					40.00		
------------	---------------------------	--	--	--	--	-------	--	--

584	Kick Down - 4" Solid Brass	24.00	-	26.00	-	24.00		
------------	----------------------------	-------	---	-------	---	-------	--	--

584-5	Kick Down - 5" Solid Brass	32.00	-	34.00	-	32.00		
--------------	----------------------------	-------	---	-------	---	-------	--	--



585	Kick Down - 4" Cast Iron Sprayed Alum, Brass, Bronze, Dark Bronze.....						12.00	
------------	---	--	--	--	--	--	-------	--

585-5	Kick Down - 5" Cast Iron Sprayed Alum, Brass, Bronze, Dark Bronze.....						14.00	
--------------	---	--	--	--	--	--	-------	--

Flush Bolts



590	UL for Metal Door	24.00	24.00	28.00	28.00	24.00	28.00	
------------	-------------------	-------	-------	-------	-------	-------	-------	--



591	UL for Wood Door	34.00	34.00	38.00	38.00	34.00	38.00	
------------	------------------	-------	-------	-------	-------	-------	-------	--



545	Dust Proof Strike	19.00	19.00	21.00	21.00	19.00	21.00	
------------	-------------------	-------	-------	-------	-------	-------	-------	--

Surface Bolts



597	UL Concealed - 8"					30.00		
------------	-------------------	--	--	--	--	-------	--	--




598	UL - Surface Bolt - 8"	26.00	26.00	26.00	26.00	24.00	-	
------------	------------------------	-------	-------	-------	-------	-------	---	--

Coordinators



7500	Gravity Type		US3/605 US4/606 90.00	US10/612 US10B/613 90.00	US26D/626 85.00
-------------	--------------	--	---	--	---------------------------

Door Opening Width



	Mechanism Length	Door Opening Width with Filler Bar	Paintable Powder Coat - Black
--	------------------	------------------------------------	-------------------------------

7654	32"	35" to 54"	135.00
-------------	-----	------------	--------

7654X	42"	45" to 54"	135.00
--------------	-----	------------	--------

7672	52"	55" to 72"	135.00
-------------	-----	------------	--------



7696	60"	96" to 112"	180.00
-------------	-----	-------------	--------

72AB	-	Mounting Bracket x 5"	24.00
-------------	---	-----------------------	-------



72C	-	Mounting Bracket x 5"	24.00
------------	---	-----------------------	-------

Automatic Flush Bolts



7842	Set Automatic Flush Bolts - Metal Door	US3/605 US4/606 170.00	US10/612 US10B/613 170.00	US26D/626 US32D/630 170.00
-------------	--	--	---	--

7845	Combination Set Flush Bolts - Metal Door	170.00	170.00	170.00
-------------	--	--------	--------	--------

7942	Set Automatic Flush Bolts - Wood Door	180.00	180.00	180.00
-------------	---------------------------------------	--------	--------	--------

7945	Combination Set Flush Bolts - Wood Door	180.00	180.00	180.00
-------------	---	--------	--------	--------

7848	Auto Flush Bolt & Bottom Fire Bolt-Metal Dr.	170.00	170.00	170.00
-------------	--	--------	--------	--------

7948	Auto Flush Bolt & Bottom Fire Bolt-Wood Dr.	170.00	170.00	170.00
-------------	---	--------	--------	--------

78BFB	Bottom Fire Bolt - Metal Door	90.00	90.00	90.00
--------------	-------------------------------	-------	-------	-------

79BFB	Bottom Fire Bolt - Wood Door	90.00	90.00	90.00
--------------	------------------------------	-------	-------	-------

545	Dust Proof Strike	19.00	21.00	19.00
------------	-------------------	-------	-------	-------

KICK PLATES, MOP PLATES, ARMOR PLATES

US32D - 630 SATIN STAINLESS STEEL B & S 16 Ga. (.050)

	WIDTH												
	24"	26"	28"	30"	32"	34"	36"	38"	40"	42"	44"	46"	48"
4"	19.20	20.80	22.40	24.00	25.60	27.20	28.80	30.40	32.00	33.60	35.20	36.80	38.40
6"	28.80	31.20	33.60	36.00	38.40	40.80	43.20	45.60	48.00	50.40	52.80	55.20	57.60
8"	34.56	37.44	40.32	43.20	46.08	48.96	51.84	54.72	57.60	60.48	63.36	66.24	69.12
10"	43.20	46.80	50.40	54.00	57.60	61.20	64.80	68.40	72.00	75.60	79.20	82.80	86.40
12"	51.84	56.16	60.48	64.80	69.12	73.44	77.76	82.08	86.40	90.72	95.04	99.36	103.68
14"	60.48	65.52	70.56	75.60	80.64	85.68	90.72	95.76	100.80	105.84	110.88	115.92	120.96
H 16"	69.12	74.88	80.64	86.40	92.16	97.92	103.68	109.44	115.20	120.96	126.72	132.48	138.24
E 18"	77.76	84.24	90.72	97.20	103.68	110.16	116.64	123.12	129.60	136.08	142.56	149.04	155.52
I 20"	86.40	93.60	100.80	108.00	115.20	122.40	129.60	136.80	144.00	151.20	158.40	165.60	172.80
G 22"	95.04	102.96	110.88	118.80	126.72	134.64	142.56	150.48	158.40	166.32	174.24	182.16	190.08
H 24"	103.68	112.32	120.96	129.60	138.24	146.88	155.52	164.16	172.80	181.44	190.08	198.72	207.36
T 26"	112.32	121.68	131.04	140.40	149.76	159.12	168.48	177.84	187.20	196.56	205.92	215.28	224.64
28"	120.96	131.04	141.12	151.20	161.28	171.36	181.44	191.52	201.60	211.68	221.76	231.84	241.92
30"	129.60	140.40	151.20	162.00	172.80	183.60	194.40	205.20	216.00	226.80	237.60	248.40	259.20
32"	138.24	149.76	161.28	172.80	184.32	195.84	207.36	218.88	230.40	241.92	253.44	264.96	276.48
34"	146.88	159.12	171.36	183.60	195.84	208.08	220.32	232.56	244.80	257.04	269.28	281.52	293.76
36"	155.52	168.48	181.44	194.40	207.36	220.32	233.28	246.24	259.20	272.16	285.12	298.08	311.04
38"	164.16	177.84	191.52	205.20	218.88	232.56	246.24	259.92	273.60	287.28	300.96	314.64	328.32
40"	172.80	187.20	201.60	216.00	230.40	244.80	259.20	273.60	288.00	302.40	316.80	331.20	345.60
42"	181.44	196.56	211.68	226.80	241.92	257.04	272.16	287.28	302.40	317.52	332.64	347.76	362.88
44"	190.08	205.92	221.76	237.60	253.44	269.28	285.12	300.96	316.80	332.64	348.48	364.32	380.16
46"	198.72	215.28	231.84	248.40	264.96	281.52	298.08	314.64	331.20	347.76	364.32	380.88	397.44
48"	207.36	224.64	241.92	259.20	276.48	293.76	311.04	328.32	345.60	362.88	380.16	397.44	414.72

Bevel Charge - 3 Edges 18" High or Less \$4.00; Over 18" High \$8.00

Bevel Charge - 4 Edges 18" High or Less \$5.00; Over 18" High \$10.00

Countersunk Screw Holes - 18" High or Less \$5.00; Over 18" High \$10.00

Adhesive Mounting - 3M™ Scotch Mount Tape - 18" High or Less \$15.00; Over 18" High \$30.00



**Underwriters
Laboratories Inc.®**

Aluminum, brass, bronze and stainless steel material for kick, push, armor plates and edge guards intended for application on UL classified hollow metal steel and steel covered composite fire doors rated up to 3 hours and wood covered composite fire doors rated up to 1½ hours. Plates are to be attached with screws with a maximum size of 48" high x 48" wide.

Note: Plates no higher than 16" from bottom of door do not require a label.

To order, specify UL after size required. Example: 42 x 34 UL

KICK PLATES, MOP PLATES, ARMOR PLATES

US32D - 630 SATIN STAINLESS STEEL B & S 18 Ga. (.037)

WIDTH

	24"	26"	28"	30"	32"	34"	36"	38"	40"	42"	44"	46"	48"
4"	15.36	16.64	17.92	19.20	20.48	21.76	23.04	24.32	25.60	26.88	28.16	29.44	30.72
6"	23.04	24.96	26.88	28.80	30.72	32.64	34.56	36.48	38.40	40.32	42.24	44.16	46.08
8"	26.88	29.12	31.36	33.60	35.84	38.08	40.32	42.56	44.80	47.04	49.28	51.52	53.76
10"	33.60	36.40	39.20	42.00	44.80	47.60	50.40	53.20	56.00	58.80	61.60	64.40	67.20
12"	40.32	43.68	47.04	50.40	53.76	57.12	60.48	63.84	67.20	70.56	73.92	77.28	80.64
H 14"	47.04	50.96	54.88	58.80	62.72	66.64	70.56	74.48	78.40	82.32	86.24	90.16	94.08
E 16"	53.76	58.24	62.72	67.20	71.68	76.16	80.64	85.12	89.60	94.08	98.56	103.04	107.52
I 18"	60.48	65.52	70.56	75.60	80.64	85.68	90.72	95.76	100.80	105.84	110.88	115.92	120.96
G 20"	67.20	72.80	78.40	84.00	89.60	95.20	100.80	106.40	112.00	117.60	123.20	128.80	134.40
H 22"	73.92	80.08	86.24	92.40	98.56	104.72	110.88	117.04	123.20	129.36	135.52	141.68	147.84
T 24"	80.64	87.36	94.08	100.80	107.52	114.24	120.96	127.68	134.40	141.12	147.84	154.56	161.28
26"	87.36	94.64	101.92	109.20	116.48	123.76	131.04	138.32	145.60	152.88	160.16	167.44	174.72
28"	94.08	101.92	109.76	117.60	125.44	133.28	141.12	148.96	156.80	164.64	172.48	180.32	188.16
30"	100.80	109.20	117.60	126.00	134.40	142.80	151.20	159.60	168.00	176.40	184.80	193.20	201.60
32"	107.52	116.48	125.44	134.40	143.36	152.32	161.28	170.24	179.20	188.16	197.12	206.08	215.04
34"	114.24	123.76	133.28	142.80	152.32	161.84	171.36	180.88	190.40	199.92	209.44	218.96	228.48
36"	120.96	131.04	141.12	151.20	161.28	171.36	181.44	191.52	201.60	211.68	221.76	231.84	241.92
38"	127.68	138.32	148.96	159.60	170.24	180.88	191.52	202.16	212.80	223.44	234.08	244.72	255.36
40"	134.40	145.60	156.80	168.00	179.20	190.40	201.60	212.80	224.00	235.20	246.40	257.60	268.80
42"	141.12	152.88	164.64	176.40	188.16	199.92	211.68	223.44	235.20	246.96	258.72	270.48	282.24
44"	147.84	160.16	172.48	184.80	197.12	209.44	221.76	234.08	246.40	258.72	271.04	283.36	295.68
46"	154.56	167.44	180.32	193.20	206.08	218.96	231.84	244.72	257.60	270.48	283.36	296.24	309.12
48"	161.28	174.72	188.16	201.60	215.04	228.48	241.92	255.36	268.80	282.24	295.68	309.12	322.56

Bevel Charge - 3 Edges 18" High or Less \$4.00; Over 18" High \$8.00

Bevel Charge - 4 Edges 18" High or Less \$5.00; Over 18" High \$10.00

Adhesive Mounting - 3M™ Scotch Mount Tape - 18" High or Less \$15.00; Over 18" High \$30.00

KICK PLATES, MOP PLATES, ARMOR PLATES

US32D - 630 SATIN STAINLESS STEEL B & S 14 Ga. (.062)

US32 - 629 BRIGHT SATIN STAINLESS STEEL B & S 16 Ga. (.050) #8 MIRROR POLISH

WIDTH

	24"	26"	28"	30"	32"	34"	36"	38"	40"	42"	44"	46"	48"
4"	28.80	31.20	33.60	36.00	38.40	40.80	43.20	45.60	48.00	50.40	52.80	55.20	57.60
6"	43.20	46.80	50.40	54.00	57.60	61.20	64.80	68.40	72.00	75.60	79.20	82.80	86.40
8"	53.76	58.24	62.72	67.20	71.68	76.16	80.64	85.12	89.60	94.08	98.56	103.04	107.52
10"	67.20	72.80	78.40	84.00	89.60	95.20	100.80	106.40	112.00	117.60	123.20	128.80	134.40
12"	80.64	87.36	94.08	100.80	107.52	114.24	120.96	127.68	134.40	141.12	147.84	154.56	161.28
H 14"	94.08	101.92	109.76	117.60	125.44	133.28	141.12	148.96	156.80	164.64	172.48	180.32	188.16
E 16"	107.52	116.48	125.44	134.40	143.36	152.32	161.28	170.24	179.20	188.16	197.12	206.08	215.04
I 18"	120.96	131.04	141.12	151.20	161.28	171.36	181.44	191.52	201.60	211.68	221.76	231.84	241.92
G 20"	134.40	145.60	156.80	168.00	179.20	190.40	201.60	212.80	224.00	235.20	246.40	257.60	268.80
H 22"	147.84	160.16	172.48	184.80	197.12	209.44	221.76	234.08	246.40	258.72	271.04	283.36	295.68
T 24"	161.28	174.72	188.16	201.60	215.04	228.48	241.92	255.36	268.80	282.24	295.68	309.12	322.56
26"	174.72	189.28	203.84	218.40	232.96	247.52	262.08	276.64	291.20	305.76	320.32	334.88	349.44
28"	188.16	203.84	219.52	235.20	250.88	266.56	282.24	297.92	313.60	329.28	344.96	360.64	376.32
30"	201.60	218.40	235.20	252.00	268.80	285.60	302.40	319.20	336.00	352.80	369.60	386.40	403.20
32"	215.04	232.96	250.88	268.80	286.72	304.64	322.56	340.48	358.40	376.32	394.24	412.16	430.08
34"	228.48	247.52	266.56	285.60	304.64	323.68	342.72	361.76	380.80	399.84	418.88	437.92	456.96
36"	241.92	262.08	282.24	302.40	322.56	342.72	362.88	383.04	403.20	423.36	443.52	463.68	483.84
38"	255.36	276.64	297.92	319.20	340.48	361.76	383.04	404.32	425.60	446.88	468.16	489.44	510.72
40"	268.80	291.20	313.60	336.00	358.40	380.80	403.20	425.60	448.00	470.40	492.80	515.20	537.60
42"	282.24	305.76	329.28	352.80	376.32	399.84	423.36	446.88	470.40	493.92	517.44	540.96	564.48
44"	295.68	320.32	344.96	369.60	394.24	418.88	443.52	468.16	492.80	517.44	542.08	566.72	591.36
46"	309.12	334.88	360.64	386.40	412.16	437.92	463.68	489.44	515.20	540.96	566.72	592.48	618.24
48"	322.56	349.44	376.32	403.20	430.08	456.96	483.84	510.72	537.60	564.48	591.36	618.24	645.12

Bevel Charge - 3 Edges 18" High or Less \$4.00; Over 18" High \$8.00

Bevel Charge - 4 Edges 18" High or Less \$5.00; Over 18" High \$10.00

Countersunk Screw Holes - 18" High or Less \$5.00; Over 18" High \$10.00

Adhesive Mounting - 3M™ Scotch Mount Tape - 18" High or Less \$15.00; Over 18" High \$30.00

KICK PLATES, MOP PLATES, ARMOR PLATES

US3 - 605 POLISHED BRASS B & S 16 Ga. (.050)

US4 - 606 SATIN BRASS B & S 16 Ga. (.050)

US5 - 609 SATIN ANTIQUE BRASS B & S 16 Ga. (.050)

	WIDTH												
	24"	26"	28"	30"	32"	34"	36"	38"	40"	42"	44"	46"	48"
4"	36.48	39.52	42.56	45.60	48.64	51.68	54.72	57.76	60.80	63.84	66.88	69.92	72.96
6"	54.72	59.28	63.84	68.40	72.96	77.52	82.08	86.64	91.20	95.76	100.32	104.88	109.44
8"	63.36	68.64	73.92	79.20	84.48	89.76	95.04	100.32	105.60	110.88	116.16	121.44	126.72
10"	79.20	85.80	92.40	99.00	105.60	112.20	118.80	125.40	132.00	138.60	145.20	151.80	158.40
12"	95.04	102.96	110.88	118.80	126.72	134.64	142.56	150.48	158.40	166.32	174.24	182.16	190.08
H 14"	110.88	120.12	129.36	138.60	147.84	157.08	166.32	175.56	184.80	194.04	203.28	212.52	221.76
E 16"	126.72	137.28	147.84	158.40	168.96	179.52	190.08	200.64	211.20	221.76	232.32	242.88	253.44
I 18"	142.56	154.44	166.32	178.20	190.08	201.96	213.84	225.72	237.60	249.48	261.36	273.24	285.12
G 20"	158.40	171.60	184.80	198.00	211.20	224.40	237.60	250.80	264.00	277.20	290.40	303.60	316.80
H 22"	174.24	188.76	203.28	217.80	232.32	246.84	261.36	275.88	290.40	304.92	319.44	333.96	348.48
T 24"	190.08	205.92	221.76	237.60	253.44	269.28	285.12	300.96	316.80	332.64	348.48	364.32	380.16
26"	249.60	270.40	291.20	312.00	332.80	353.60	374.40	395.20	416.00	436.80	457.60	478.40	499.20
28"	268.80	291.20	313.60	336.00	358.40	380.80	403.20	425.60	448.00	470.40	492.80	515.20	537.60
30"	288.00	312.00	336.00	360.00	384.00	408.00	432.00	456.00	480.00	504.00	528.00	552.00	576.00
32"	307.20	332.80	358.40	384.00	409.60	435.20	460.80	486.40	512.00	537.60	563.20	588.80	614.40
34"	326.40	353.60	380.80	408.00	435.20	462.40	489.60	516.80	544.00	571.20	598.40	625.60	652.80
36"	345.60	374.40	403.20	432.00	460.80	489.60	518.40	547.20	576.00	604.80	633.60	662.40	691.20
38"	419.52	454.48	489.44	524.40	559.36	594.32	629.28	664.24	699.20	734.16	769.12	804.08	839.04
40"	441.60	478.40	515.20	552.00	588.80	625.60	662.40	699.20	736.00	772.80	809.60	846.40	883.20
42"	463.68	502.32	540.96	579.60	618.24	656.88	695.52	734.16	772.80	811.44	850.08	888.72	927.36
44"	485.76	526.24	566.72	607.20	647.68	688.16	728.64	769.12	809.60	850.08	890.56	931.04	971.52
46"	507.84	550.16	592.48	634.80	677.12	719.44	761.76	804.08	846.40	888.72	931.04	973.36	1,015.68
48"	529.92	574.08	618.24	662.40	706.56	750.72	794.88	839.04	883.20	927.36	971.52	1,015.68	1,059.84

Bevel Charge - 3 Edges 18" High or Less \$4.00; Over 18" High \$8.00

Bevel Charge - 4 Edges 18" High or Less \$5.00; Over 18" High \$10.00

Countersunk Screw Holes - 18" High or Less \$5.00; Over 18" High \$10.00

Adhesive Mounting - 3M™ Scotch Mount Tape - 18" High or Less \$15.00; Over 18" High \$30.00

KICK PLATES, MOP PLATES, ARMOR PLATES

US3 - 605 POLISHED BRASS B & S 18 Ga. (.037)

WIDTH

	24"	26"	28"	30"	32"	34"	36"	38"	40"	42"	44"	46"	48"
4"	33.60	36.40	39.20	42.00	44.80	47.60	50.40	53.20	56.00	58.80	61.60	64.40	67.20
6"	50.40	54.60	58.80	63.00	67.20	71.40	75.60	79.80	84.00	88.20	92.40	96.60	100.80
8"	57.60	62.40	67.20	72.00	76.80	81.60	86.40	91.20	96.00	100.80	105.60	110.40	115.20
H 10"	72.00	78.00	84.00	90.00	96.00	102.00	108.00	114.00	120.00	126.00	132.00	138.00	144.00
E 12"	86.40	93.60	100.80	108.00	115.20	122.40	129.60	136.80	144.00	151.20	158.40	165.60	172.80
I 14"	100.80	109.20	117.60	126.00	134.40	142.80	151.20	159.60	168.00	176.40	184.80	193.20	201.60
G 16"	115.20	124.80	134.40	144.00	153.60	163.20	172.80	182.40	192.00	201.60	211.20	220.80	230.40
H 18"	129.60	140.40	151.20	162.00	172.80	183.60	194.40	205.20	216.00	226.80	237.60	248.40	259.20
T 20"	144.00	156.00	168.00	180.00	192.00	204.00	216.00	228.00	240.00	252.00	264.00	276.00	288.00
22"	158.40	171.60	184.80	198.00	211.20	224.40	237.60	250.80	264.00	277.20	290.40	303.60	316.80
24"	172.80	187.20	201.60	216.00	230.40	244.80	259.20	273.60	288.00	302.40	316.80	331.20	345.60

Bevel Charge - 3 Edges 18" High or Less \$4.00; Over 18" High \$8.00

Bevel Charge - 4 Edges 18" High or Less \$5.00; Over 18" High \$10.00

Adhesive Mounting - 3M™ Scotch Mount Tape - 18" High or Less \$15.00; Over 18" High \$30.00

US15 - 619 SATIN NICKEL B & S 18 Ga. (.037)

US15A - 620 ANTIQUE NICKEL B & S 18 Ga. (.037)

WIDTH

	24"	26"	28"	30"	32"	34"	36"	38"	40"	42"	44"	46"	48"
4"	36.48	39.52	42.56	45.60	48.64	51.68	54.72	57.76	60.80	63.84	66.88	69.92	72.96
6"	54.72	59.28	63.84	68.40	72.96	77.52	82.08	86.64	91.20	95.76	100.32	104.88	109.44
8"	63.36	68.64	73.92	79.20	84.48	89.76	95.04	100.32	105.60	110.88	116.16	121.44	126.72
H 10"	79.20	85.80	92.40	99.00	105.60	112.20	118.80	125.40	132.00	138.60	145.20	151.80	158.40
E 12"	95.04	102.96	110.88	118.80	126.72	134.64	142.56	150.48	158.40	166.32	174.24	182.16	190.08
I 14"	110.88	120.12	129.36	138.60	147.84	157.08	166.32	175.56	184.80	194.04	203.28	212.52	221.76
G 16"	126.72	137.28	147.84	158.40	168.96	179.52	190.08	200.64	211.20	221.76	232.32	242.88	253.44
H 18"	142.56	154.44	166.32	178.20	190.08	201.96	213.84	225.72	237.60	249.48	261.36	273.24	285.12
T 20"	158.40	171.60	184.80	198.00	211.20	224.40	237.60	250.80	264.00	277.20	290.40	303.60	316.80
22"	174.24	188.76	203.28	217.80	232.32	246.84	261.36	275.88	290.40	304.92	319.44	333.96	348.48
24"	190.08	205.92	221.76	237.60	253.44	269.28	285.12	300.96	316.80	332.64	348.48	364.32	380.16

Bevel Charge - 3 Edges 18" High or Less \$4.00; Over 18" High \$8.00

Bevel Charge - 4 Edges 18" High or Less \$5.00; Over 18" High \$10.00

Adhesive Mounting - 3M™ Scotch Mount Tape - 18" High or Less \$15.00; Over 18" High \$30.00

KICK PLATES, MOP PLATES, ARMOR PLATES

US10 - 612 SATIN BRONZE B & S 16 Ga. (.050)

US10B - 613 ANTIQUE BRONZE B & S 16 Ga. (.050)

US3 PVD - LIFETIME B & S 18 Ga. (.037)

WIDTH

	24"	26"	28"	30"	32"	34"	36"	38"	40"	42"	44"	46"	48"
4"	41.28	44.72	48.16	51.60	55.04	58.48	61.92	65.36	68.80	72.24	75.68	79.12	82.56
6"	61.92	67.08	72.24	77.40	82.56	87.72	92.88	98.04	103.20	108.36	113.52	118.68	123.84
8"	72.96	79.04	85.12	91.20	97.28	103.36	109.44	115.52	121.60	127.68	133.76	139.84	145.92
10"	91.20	98.80	106.40	114.00	121.60	129.20	136.80	144.40	152.00	159.60	167.20	174.80	182.40
12"	109.44	118.56	127.68	136.80	145.92	155.04	164.16	173.28	182.40	191.52	200.64	209.76	218.88
H 14"	127.68	138.32	148.96	159.60	170.24	180.88	191.52	202.16	212.80	223.44	234.08	244.72	255.36
E 16"	145.92	158.08	170.24	182.40	194.56	206.72	218.88	231.04	243.20	255.36	267.52	279.68	291.84
I 18"	164.16	177.84	191.52	205.20	218.88	232.56	246.24	259.92	273.60	287.28	300.96	314.64	328.32
G 20"	182.40	197.60	212.80	228.00	243.20	258.40	273.60	288.80	304.00	319.20	334.40	349.60	364.80
H 22"	200.64	217.36	234.08	250.80	267.52	284.24	300.96	317.68	334.40	351.12	367.84	384.56	401.28
T 24"	218.88	237.12	255.36	273.60	291.84	310.08	328.32	346.56	364.80	383.04	401.28	419.52	437.76
26"	280.80	304.20	327.60	351.00	374.40	397.80	421.20	444.60	468.00	491.40	514.80	538.20	561.60
28"	302.40	327.60	352.80	378.00	403.20	428.40	453.60	478.80	504.00	529.20	554.40	579.60	604.80
30"	324.00	351.00	378.00	405.00	432.00	459.00	486.00	513.00	540.00	567.00	594.00	621.00	648.00
32"	345.60	374.40	403.20	432.00	460.80	489.60	518.40	547.20	576.00	604.80	633.60	662.40	691.20
34"	367.20	397.80	428.40	459.00	489.60	520.20	550.80	581.40	612.00	642.60	673.20	703.80	734.40
36"	388.80	421.20	453.60	486.00	518.40	550.80	583.20	615.60	648.00	680.40	712.80	745.20	777.60
38"	474.24	513.76	553.28	592.80	632.32	671.84	711.36	750.88	790.40	829.92	869.44	908.96	948.48
40"	499.20	540.80	582.40	624.00	665.60	707.20	748.80	790.40	832.00	873.60	915.20	956.80	998.40
42"	524.16	567.84	611.52	655.20	698.88	742.56	786.24	829.92	873.60	917.28	960.96	1,004.64	1,048.32
44"	549.12	594.88	640.64	686.40	732.16	777.92	823.68	869.44	915.20	960.96	1,006.72	1,052.48	1,098.24
46"	574.08	621.92	669.76	717.60	765.44	813.28	861.12	908.96	956.80	1,004.64	1,052.48	1,100.32	1,148.16
48"	599.04	648.96	698.88	748.80	798.72	848.64	898.56	948.48	998.40	1,048.32	1,098.24	1,148.16	1,198.08

Bevel Charge - 3 Edges 18" High or Less \$4.00; Over 18" High \$8.00

Bevel Charge - 4 Edges 18" High or Less \$5.00; Over 18" High \$10.00

Countersunk Screw Holes - 18" High or Less \$5.00; Over 18" High \$10.00 .050 Thickness Only

Adhesive Mounting - 3M™ Scotch Mount Tape - 18" High or Less \$15.00; Over 18" High \$30.00

KICK PLATES, MOP PLATES, ARMOR PLATES
US 28, GOLD ALUM, STOCK PLASTIC, CLEAR PLASTIC

US28 - 628 SATIN ANODIZED ALUMINUM B & S 16 Ga. (.050)

.035 GOLD ALUMINUM

.125 PLASTIC LAMINATE (NEVAMAR®) - 10 STANDARD COLORS

.125 CLEAR PLASTIC (ACRYLIC)

WIDTH

	24"	26"	28"	30"	32"	34"	36"	38"	40"	42"	44"	46"	48"
4"	8.64	9.36	10.08	10.80	11.52	12.24	12.96	13.68	14.40	15.12	15.84	16.56	17.28
6"	12.96	14.04	15.12	16.20	17.28	18.36	19.44	20.52	21.60	22.68	23.76	24.84	25.92
8"	17.28	18.72	20.16	21.60	23.04	24.48	25.92	27.36	28.80	30.24	31.68	33.12	34.56
10"	21.60	23.40	25.20	27.00	28.80	30.60	32.40	34.20	36.00	37.80	39.60	41.40	43.20
12"	25.92	28.08	30.24	32.40	34.56	36.72	38.88	41.04	43.20	45.36	47.52	49.68	51.84
H 14"	30.24	32.76	35.28	37.80	40.32	42.84	45.36	47.88	50.40	52.92	55.44	57.96	60.48
E 16"	34.56	37.44	40.32	43.20	46.08	48.96	51.84	54.72	57.60	60.48	63.36	66.24	69.12
I 18"	38.88	42.12	45.36	48.60	51.84	55.08	58.32	61.56	64.80	68.04	71.28	74.52	77.76
G 20"	43.20	46.80	50.40	54.00	57.60	61.20	64.80	68.40	72.00	75.60	79.20	82.80	86.40
H 22"	47.52	51.48	55.44	59.40	63.36	67.32	71.28	75.24	79.20	83.16	87.12	91.08	95.04
T 24"	51.84	56.16	60.48	64.80	69.12	73.44	77.76	82.08	86.40	90.72	95.04	99.36	103.68
26"	56.16	60.84	65.52	70.20	74.88	79.56	84.24	88.92	93.60	98.28	102.96	107.64	112.32
28"	60.48	65.52	70.56	75.60	80.64	85.68	90.72	95.76	100.80	105.84	110.88	115.92	120.96
30"	64.80	70.20	75.60	81.00	86.40	91.80	97.20	102.60	108.00	113.40	118.80	124.20	129.60
32"	69.12	74.88	80.64	86.40	92.16	97.92	103.68	109.44	115.20	120.96	126.72	132.48	138.24
34"	73.44	79.56	85.68	91.80	97.92	104.04	110.16	116.28	122.40	128.52	134.64	140.76	146.88
36"	77.76	84.24	90.72	97.20	103.68	110.16	116.64	123.12	129.60	136.08	142.56	149.04	155.52
38"	82.08	88.92	95.76	102.60	109.44	116.28	123.12	129.96	136.80	143.64	150.48	157.32	164.16
40"	86.40	93.60	100.80	108.00	115.20	122.40	129.60	136.80	144.00	151.20	158.40	165.60	172.80
42"	90.72	98.28	105.84	113.40	120.96	128.52	136.08	143.64	151.20	158.76	166.32	173.88	181.44
44"	95.04	102.96	110.88	118.80	126.72	134.64	142.56	150.48	158.40	166.32	174.24	182.16	190.08
46"	99.36	107.64	115.92	124.20	132.48	140.76	149.04	157.32	165.60	173.88	182.16	190.44	198.72
48"	103.68	112.32	120.96	129.60	138.24	146.88	155.52	164.16	172.80	181.44	190.08	198.72	207.36

Bevel Charge - 3 Edges 18" High or Less \$4.00; Over 18" High \$8.00

Bevel Charge - 4 Edges 18" High or Less \$5.00; Over 18" High \$10.00

Countersunk Screw Holes - 18" High or Less \$5.00; Over 18" High \$10.00 .050 Thickness Only

Adhesive Mounting - 3M™ Scotch Mount Tape - 18" High or Less \$15.00; Over 18" High \$30.00

Plastic Plates are Standard with 4 Beveled Edges and are Screw Mount Only

Special Plastic Order Colors May Require 200 Square Feet Minimum

KICK PLATES, MOP PLATES, ARMOR PLATES

.060 KYDEX® STANDARD COLORS

	WIDTH												
	24"	26"	28"	30"	32"	34"	36"	38"	40"	42"	44"	46"	48"
4"	13.44	14.56	15.68	16.80	17.92	19.04	20.16	21.28	22.40	23.52	24.64	25.76	26.88
6"	20.16	21.84	23.52	25.20	26.88	28.56	30.24	31.92	33.60	35.28	36.96	38.64	40.32
8"	21.12	22.88	24.64	26.40	28.16	29.92	31.68	33.44	35.20	36.96	38.72	40.48	42.24
10"	26.40	28.60	30.80	33.00	35.20	37.40	39.60	41.80	44.00	46.20	48.40	50.60	52.80
12"	31.68	34.32	36.96	39.60	42.24	44.88	47.52	50.16	52.80	55.44	58.08	60.72	63.36
H 14"	36.96	40.04	43.12	46.20	49.28	52.36	55.44	58.52	61.60	64.68	67.76	70.84	73.92
E 16"	42.24	45.76	49.28	52.80	56.32	59.84	63.36	66.88	70.40	73.92	77.44	80.96	84.48
I 18"	47.52	51.48	55.44	59.40	63.36	67.32	71.28	75.24	79.20	83.16	87.12	91.08	95.04
G 20"	52.80	57.20	61.60	66.00	70.40	74.80	79.20	83.60	88.00	92.40	96.80	101.20	105.60
H 22"	58.08	62.92	67.76	72.60	77.44	82.28	87.12	91.96	96.80	101.64	106.48	111.32	116.16
T 24"	63.36	68.64	73.92	79.20	84.48	89.76	95.04	100.32	105.60	110.88	116.16	121.44	126.72
26"	68.64	74.36	80.08	85.80	91.52	97.24	102.96	108.68	114.40	120.12	125.84	131.56	137.28
28"	73.92	80.08	86.24	92.40	98.56	104.72	110.88	117.04	123.20	129.36	135.52	141.68	147.84
30"	79.20	85.80	92.40	99.00	105.60	112.20	118.80	125.40	132.00	138.60	145.20	151.80	158.40
32"	84.48	91.52	98.56	105.60	112.64	119.68	126.72	133.76	140.80	147.84	154.88	161.92	168.96
34"	89.76	97.24	104.72	112.20	119.68	127.16	134.64	142.12	149.60	157.08	164.56	172.04	179.52
36"	95.04	102.96	110.88	118.80	126.72	134.64	142.56	150.48	158.40	166.32	174.24	182.16	190.08
38"	100.32	108.68	117.04	125.40	133.76	142.12	150.48	158.84	167.20	175.56	183.92	192.28	200.64
40"	105.60	114.40	123.20	132.00	140.80	149.60	158.40	167.20	176.00	184.80	193.60	202.40	211.20
42"	110.88	120.12	129.36	138.60	147.84	157.08	166.32	175.56	184.80	194.04	203.28	212.52	221.76
44"	116.16	125.84	135.52	145.20	154.88	164.56	174.24	183.92	193.60	203.28	212.96	222.64	232.32
46"	121.44	131.56	141.68	151.80	161.92	172.04	182.16	192.28	202.40	212.52	222.64	232.76	242.88
48"	126.72	137.28	147.84	158.40	168.96	179.52	190.08	200.64	211.20	221.76	232.32	242.88	253.44

Kydex is Standard with 4 Beveled Edges

KICK PLATES, MOP PLATES, ARMOR PLATES

.060 ACROVYN® STANDARD COLORS

.125 KYDEX® STANDARD COLORS

WIDTH

	24"	26"	28"	30"	32"	34"	36"	38"	40"	42"	44"	46"	48"
4"	19.20	20.80	22.40	24.00	25.60	27.20	28.80	30.40	32.00	33.60	35.20	36.80	38.40
6"	28.80	31.20	33.60	36.00	38.40	40.80	43.20	45.60	48.00	50.40	52.80	55.20	57.60
8"	32.64	35.36	38.08	40.80	43.52	46.24	48.96	51.68	54.40	57.12	59.84	62.56	65.28
10"	40.80	44.20	47.60	51.00	54.40	57.80	61.20	64.60	68.00	71.40	74.80	78.20	81.60
12"	48.96	53.04	57.12	61.20	65.28	69.36	73.44	77.52	81.60	85.68	89.76	93.84	97.92
H 14"	57.12	61.88	66.64	71.40	76.16	80.92	85.68	90.44	95.20	99.96	104.72	109.48	114.24
E 16"	65.28	70.72	76.16	81.60	87.04	92.48	97.92	103.36	108.80	114.24	119.68	125.12	130.56
I 18"	73.44	79.56	85.68	91.80	97.92	104.04	110.16	116.28	122.40	128.52	134.64	140.76	146.88
G 20"	81.60	88.40	95.20	102.00	108.80	115.60	122.40	129.20	136.00	142.80	149.60	156.40	163.20
H 22"	89.76	97.24	104.72	112.20	119.68	127.16	134.64	142.12	149.60	157.08	164.56	172.04	179.52
T 24"	97.92	106.08	114.24	122.40	130.56	138.72	146.88	155.04	163.20	171.36	179.52	187.68	195.84
26"	106.08	114.92	123.76	132.60	141.44	150.28	159.12	167.96	176.80	185.64	194.48	203.32	212.16
28"	114.24	123.76	133.28	142.80	152.32	161.84	171.36	180.88	190.40	199.92	209.44	218.96	228.48
30"	122.40	132.60	142.80	153.00	163.20	173.40	183.60	193.80	204.00	214.20	224.40	234.60	244.80
32"	130.56	141.44	152.32	163.20	174.08	184.96	195.84	206.72	217.60	228.48	239.36	250.24	261.12
34"	138.72	150.28	161.84	173.40	184.96	196.52	208.08	219.64	231.20	242.76	254.32	265.88	277.44
36"	146.88	159.12	171.36	183.60	195.84	208.08	220.32	232.56	244.80	257.04	269.28	281.52	293.76
38"	155.04	167.96	180.88	193.80	206.72	219.64	232.56	245.48	258.40	271.32	284.24	297.16	310.08
40"	163.20	176.80	190.40	204.00	217.60	231.20	244.80	258.40	272.00	285.60	299.20	312.80	326.40
42"	171.36	185.64	199.92	214.20	228.48	242.76	257.04	271.32	285.60	299.88	314.16	328.44	342.72
44"	179.52	194.48	209.44	224.40	239.36	254.32	269.28	284.24	299.20	314.16	329.12	344.08	359.04
46"	187.68	203.32	218.96	234.60	250.24	265.88	281.52	297.16	312.80	328.44	344.08	359.72	375.36
48"	195.84	212.16	228.48	244.80	261.12	277.44	293.76	310.08	326.40	342.72	359.04	375.36	391.68

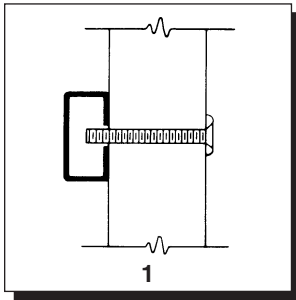
Furnished with Water-Based Mastic Adhesive

Acrovyn is Standard with 4 Beveled Edges

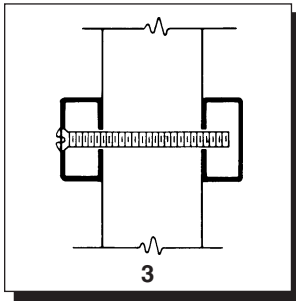
Option - Tape Applied or Screw Mounted - Must Specify

Adhesive Mounting - 3M™ Scotch Mount Tape - 18" High or Less \$15.00; Over 18" High \$30.00

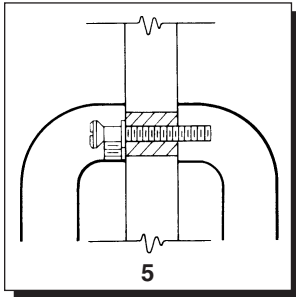
METHODS OF FASTENING



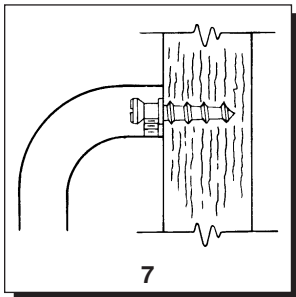
**Type 1
Thru-Bolt**
1/4-20
Option:
Type 1HD
3/8-24



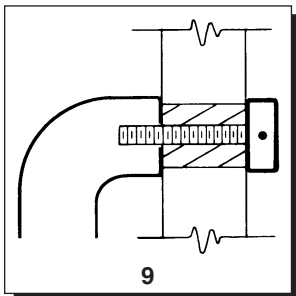
**Type 3
Thru-Bolt**
Set of
Push/Pull
Bars
1/4-20



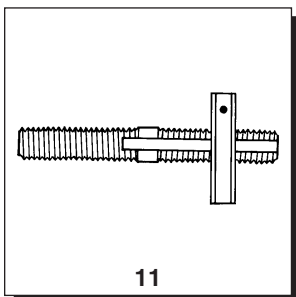
**Type 5
Back To Back**
Base Must Have
Min. Cross-Section
Dimension of 3/4"
1/4-20 thread
Option:
Type 5HD
3/8-24 thread



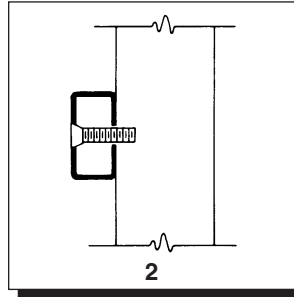
**Type 7
Surface Concealed**
Wood Door.
Base Must Have
Min. Cross-Section
Dimension of 3/4"



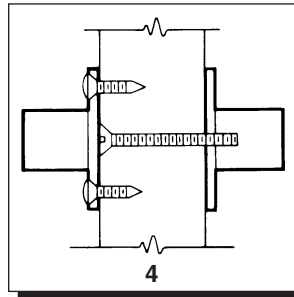
**Type 9
Blind Head**
1/4-20 thread
Option:
Type 9HD
3/8-24 thread



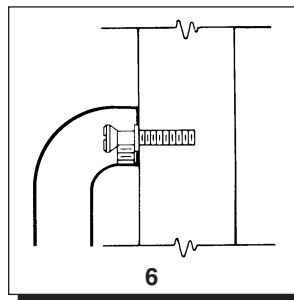
**Type 11
Reverse Thread
Spanner Collar**
3/8-24 thread



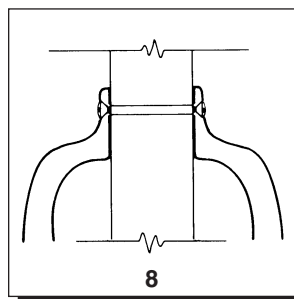
**Type 2
Surface Mount**
Specify Wood
or Machine
Screw
1/4-20
#14 wood screw



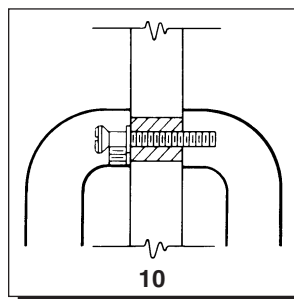
**Type 4
Push/Pull Set**
Surface Screws
#8 sms
and Thru-Bolts
1/4-20



**Type 6
Surface Concealed**
Base Must Have
Min. Cross Section
Dimension of 3/4"
1/4-20 thread
Option:
Type 6HD
3/8-24 thread



**Type 8
Back To Back**
With M.S.
and Sleeves
(Surface)
8-32 ms



**Type 10
Back To Back**
Glass Door
5/8" Dia. Plexiglass
Sleeve with
Neoprene Washers

Please refer to the appropriate name and/or number to specify the proper means of attachment for your order.

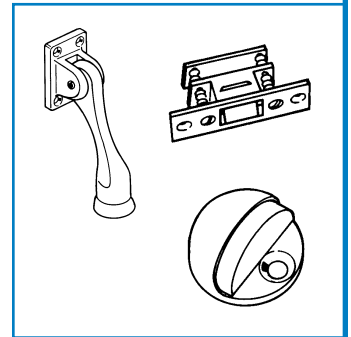
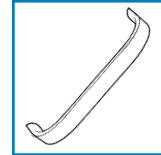
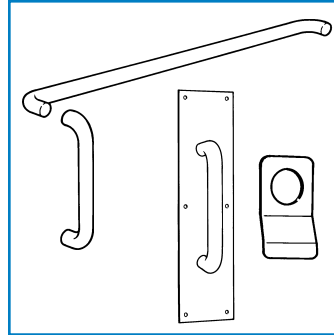
To Order Push And Pull Bars

1. Establish the center to center dimension by subtracting the width of one stile from the width of the door. On solid doors, subtract 5" from the width of the door.

2. Please specify either wood or metal door, and its thickness, we'll supply appropriate fasteners.

3. Specify finish.

4. Specify handing of door.



A R C H I T E C T U R A L H A R D W A R E

2001 LOWELL AVENUE • ERIE, PA 16506-2944 • 800/519-2610 • 814/833-7428

FAX 800/432-8767 • FAX 814/833-9650

Website: www.burnsmfg.com • Email: burnsmfg@burnsmfg.com