







<b>MICROWAVE DETECTORS</b>		<b>MSRP</b>
	Microwave Motion Detector • Meets FCC requirements and ANSI Standards • Utilizes K-band microwave technology • Supplied with two antennas: narrow and wide pattern • Mounting height: 7 - 10' • Remote control adjustable	\$300
<b>10EAGLE</b>		
<b>10EAGLESPACER</b>	Spacer Used for Some Bi-Fold Applications	\$24
<b>10EQD</b>	Eagle Quick Disconnect Harness, 48"	\$4
<b>70.0182</b>	Eagle Narrow Antenna	\$4
<b>70.0167</b>	Eagle Housing Cover with light pipe	\$4
<b>70.0173</b>	Eagle Wide Antenna	\$4
	NEMA 4 Industrial Microwave Motion Detector • Ability to discriminate between vehicular and pedestrian traffic • Able to ignore traffic parallel to the door • Economical alternative to a loop detector • Mounting height: 11.5' to 23' • Remote control adjustable	\$460
<b>10FALCON</b>		
<b>INFRARED DETECTORS</b>		<b>MSRP</b>
	Overhead Presence Sensor utilizing Diffused Active Infrared Technology • Provides safety with two separate patterns: 1. Door fully open 2. Door fully closed • Door open pattern allows for threshold protection • For use with lockout such as BEA LO21 models or LO-LINX Universal Lockout • Maximum mounting height: 9' • Remote control adjustable	\$400
<b>10BODYGUARDIII</b>		
<b>10BGQD</b>	Bodyguard quick disconnect harness 78"	\$10
<b>10CAPKIT</b>	(1) each Left and Right End Cap with Mounting Screws for Bodyguard/SuperScan	\$4
<b>70.0179</b>	Bodyguard - Cover for Light Pipe	\$2
<b>70.0207</b>	Bodyguard lens cut to 4.875"	\$2.52
	Overhead Mounted Industrial Presence Sensor • Diffused active infrared technology • Used for activation and safety for industrial door applications • Projects a pyramid-shaped pattern that extends to the floor • For use with any LO21 or LO-LINX Universal lockout • Mounting height: 6' to 10' • Remote control adjustable	\$360
<b>10DK-12</b>		
	Overhead Presence Sensor utilizing Active Infrared technology • Provides threshold safety or sidelite protection for sliding doors • Projects two rows of 24 precise active infrared spots • Wide and narrow pattern lenses included • Mounting height: 6.8' - 13' • Remote control adjustable	\$300
<b>10IRIS</b>		
<b>10IRIS-C</b>	Sliding door active infrared presence sensor -- includes French user guide	\$300
<b>10IRIS-I</b>	Industrial active infrared presence detector • Includes 30' cable • Mounting height: 6.8' - 13' • Remote control adjustable	\$320
<b>10ISLL</b>	Wizard/Iris lens package for sidelite protection	\$10
<b>10WMB</b>	Wizard/Iris mounting bracket for 90° mounting on flat horizontal surface	\$20




<b>INFRARED DETECTORS</b>		<b>MSRP</b>
<b>20.5036</b>	Iris/Wizard Wiring Harness 10'	\$10
<b>20.5115</b>	Iris cable for Industrial Applications 30'	\$20
<b>70.0138</b>	Lens Extrusion Cover for Focus/SuperScan (priced per inch)	\$3
<b>15.0118</b>	Focus Cable -- 20'	\$15
 <b>10SSI</b>	Door mounted safety sensor that utilizes distance-measuring active infrared technology. The SuperScan provides safety while the door is in motion. The sensor's unique design allows it to be mounted near the top of the door, thereby avoiding damage from shopping carts, etc, and is the perfect addition to low energy doors, where safety and energy savings are always a concern. • The SSI incorporates one master module in one housing • Overall length is 34 1/2" endcap to endcap • Other housing sizes available	\$270
<b>10SSII</b>	SuperScan door mounted safety sensor • Incorporates (1) master and (1) slave module per housing • Overall length is 34 1/2" endcap to endcap • Suggested use for 36" door leaf	\$480
<b>10SSQD</b>	SuperScan Quick Disconnect. One needed per door leaf.	\$40
<b>20.0103</b>	SuperScan ribbon connector cable attaches masters and slaves together.	\$8
<b>10SSHARDWARE</b>	SuperScan Hardware Accessory Pack includes jamb cap and end caps w/screws & door cord sheath.	\$7
<b>10CAPKIT</b>	(1) each Left and Right End Cap with Mounting Screws for Bodyguard/SuperScan	\$4
<b>55.0001</b>	Door Cord Jamb Cap and Screw	\$1
<b>70.0025</b>	Aluminum housing for SuperScan (priced per inch) - Lens not included	\$5
<b>70.0138</b>	Lens Extrusion Cover for Focus/SuperScan (priced per inch)	\$3
<b>70.0046</b>	Aluminum housing precut to 33"	\$12
<b>70.0203</b>	SuperScan lens precut to 33"	\$8
<b>70.0202</b>	SuperScan door cord sheath -- 26"	\$4
<b>SAFETY BEAMS</b>		<b>MSRP</b>
<b>10MICROCONTROL</b>	Microcell Control Box	\$100
<b>DUAL TECHNOLOGY DETECTORS</b>		<b>MSRP</b>
<b>10WIZARDG3</b>	Dual technology sliding door sensor combines K-Band microwave motion for activation and focused active infrared for safety. • Two choices of active infrared immunity solve even the most challenging applications -- blizzards, rain, pedimats, and extreme lighting conditions • Intelli-tracking of active infrared offers automatic adaptation to all weather conditions and disturbances while in operation to eliminate service calls and headaches • One way evening mode available to meet ANSI at 24" (one way) and 43" (two way) by the end user with a flip of a switch • Easy to use mounting template and pictorial quick set up guide to make installations a snap • Includes wide and narrow pattern lenses (wide lens factory installed) • Mounting height 5'9" – 8'2" • Remote control adjustable	\$570
<b>10IFBWIZARDII</b>	Adapter board for WIZARDII - 6 pin to 10 pin	\$10
<b>10ISLL</b>	Wizard/Iris lens package for sidelite protection	\$10
<b>10WMB</b>	Wizard/Iris mounting bracket for 90° mounting on flat horizontal surface	\$20
<b>10WCA</b>	Wizard Ceiling Accessory for recessed applications	\$160
<b>20.5036</b>	Iris/Wizard Wiring Harness 10'	\$10
<b>70.0222</b>	Wizard/Iris/Crystal lens -- 3' narrow pattern	\$6
<b>70.0223</b>	Wizard/Iris/Crystal lens -- 6' wide pattern	\$6


<b>DUAL TECHNOLOGY DETECTORS</b>		<b>MSRP</b>
<b>70.0197</b>	Black Wizard cover with light pipe	\$20
<b>35.0102</b>	White Wizard cover with light pipe	\$20
<b>35.0103</b>	Silver Wizard cover with light pipe	\$20
<b>40.0788</b>	Bronze Wizard cover with light pipe	\$20
<b>20.5115</b>	Iris cable for Industrial Applications 30'	\$20
<b>INDUCTION LOOPS</b>		<b>MSRP</b>
<b>10MATRIXHARN</b>	6' wire harness with plug in socket that mates to 11 pin socket on all Matrix loop detectors.	\$7
<b>70.0262</b>	Mountable Loop Detector Socket Base for all Matrix loop detectors	\$9
<b>TIME DELAYS/SECURITY MODULES</b>		<b>MSRP</b>
<b>10BR3</b>	Programmable 3 Relay Logic Module: • MC10 – Time delay relay • MC11 – Push to open/Push to close • LE21 – Inhibitor with door position input • LE22 – 2 relay sequencer with door position input • MC25 – 2 relay sequence • MC28 – 2 relay sequence with door position input • MC29 – Relay 1 deactivation timer • MC35 – 3 relay sequencer • MC50 – Interlock timer with door position inputs • MC55 – Interlock ratchet with door position inputs • MC65 – 2 way, 2 relay sequence	\$108
<b>10MC25</b>	Delay on Make / Delay on Break time delay module	\$92
<b>LO-LINX MODULES</b>		<b>MSRP</b>
<b>10LO-LINX</b>	Universal programmable lockout module for use with any DC/PWM motor • For use on single or double swing doors • Plug and play • Recognizes motor polarity • Troubleshooting available on built-in display • Includes all cables and 24V transformer	\$168
<b>20.5071</b>	LO-LINX wiring harness for SuperScan	\$8
<b>20.5082</b>	LO-LINX wiring harness for Bodyguard	\$4
<b>20.5083</b>	LO-LINX DE "Y" wiring harness for Bodyguard dual egress applications	\$10
<b>20.5096</b>	LO-LINX wiring harness for Eagle	\$2
<b>LOCK-OUT MODULES</b>		<b>MSRP</b>
<b>10LO21</b>	Lock-out Relay	\$80
<b>10LO21B</b>	Lockout module LO21B	\$110
<b>10LO21K</b>	Lockout module LO21K for use with PWM motor	\$110
<b>10LO21P</b>	Lockout module LO21P for Parallax systems	\$110
<b>10LO21U</b>	Universal lockout module LO21U	\$110
<b>15.0075</b>	Lockout wiring harness for Models LO21, LO21B, LO21K, LO21P and LO21U	\$4
<b>10LO21S</b>	Lockout module LO21S for Stanley microprocessed control	\$110
<b>15.0082</b>	Lockout wiring harness for LO21S lockout	\$4
<b>10LE21</b>	Low Energy Lock Out • Designed to inhibit the approach-side SuperScan when the door is used manually • For use with a door position switch	\$60
<b>15.0094</b>	LE 21 Low Energy Lockout wiring harness	\$4

<b>ACCESSORIES</b>		<b>MSRP</b>
<b>10DOORSWITCH</b>	Switch Assembly: On/Off/Hold Door	\$20
<b>SWINGING DOOR - SIMULTANEOUS PAIR</b>		<b>MSRP</b>
<b>PARALLAX II SQD</b>	Package includes: (1) Eagle • (1) Bodyguard • (1) Bodymount • (1) LO21P • (1) 24VAC • (2) SSQD • (4) SuperScan II (SSII over 35" – additional charges may apply)	\$2,620
<b>REVOLVING DOOR</b>		<b>MSRP</b>
<b>10PBS4510PTS</b>	PUSH TO SLOW • 4.5" Square Stainless Steel Plate with blue Handicap logo and red "Push To Slow" text	\$72
<b>6" PANTHER PUSH PLATES</b>		<b>MSRP</b>
<b>10EMR61</b>	Panther 6" round slim profile push plate assembly with blue Handicap logo and blue "Push to Open" text • Includes plate, box and 433 transmitter, fully assembled • Nema 4	\$154
<b>10EMR6</b>	Panther 6" round slim profile push plate assembly with blue "Push to Open" text • Includes plate, box and 433 transmitter, fully assembled • Nema 4	\$154
<b>10EMR61E</b>	PUSH TO EXIT • Panther 6" round slim profile push plate assembly with blue Handicap logo and blue "Push to Exit" text • Includes plate, box and 433 transmitter, fully assembled • Nema 4	\$154
<b>4.75" PANTHER PUSH PLATES</b>		<b>MSRP</b>
<b>10EMS4751</b>	Panther 4.75" square slim profile push plate assembly with blue Handicap logo and blue "Push to Open" text • Includes plate, box and 433 transmitter, fully assembled • Nema 4	\$154
<b>10EMS475</b>	Panther 4.75" square slim profile push plate assembly with blue "Push to Open" text • Includes plate, box and 433 transmitter, fully assembled • Nema 4	\$154
<b>10EMS475L</b>	Panther 4.75" square slim profile push plate assembly with blue Handicap logo • Includes plate, box and 433 transmitter, fully assembled • Nema 4	\$154
<b>10EMS4751E</b>	PUSH TO EXIT • Panther 4.75" square slim profile push plate assembly with blue Handicap logo and blue "Push to Exit" text • Includes plate, box and 433 transmitter, fully assembled • Nema 4	\$154
<b>10EMR4751</b>	Panther 4.75" round slim profile push plate assembly with blue Handicap logo and blue "Push to Open" text • Includes plate, box and 433 transmitter, fully assembled • Nema 4	\$154
<b>10EMR475</b>	Panther 4.75" round slim profile push plate assembly with blue "Push to Open" text • Includes plate, box and 433 transmitter, fully assembled • Nema 4	\$154
<b>10EMR475L</b>	Panther 4.75" round slim profile push plate assembly with blue Handicap logo • Includes plate, box and 433 transmitter, fully assembled • Nema 4	\$154
<b>6" ROUND STAINLESS PLATES &amp; ACC.</b>		<b>MSRP</b>
 <b>10PBR1</b>	6" round stainless steel plate with blue Handicap logo and blue "Push to Open" text	\$76
<b>10PBR</b>	6" round stainless steel plate with blue "Push to Open" text	\$76
<b>10PBRLL</b>	6" round stainless steel plate with large blue Handicap logo only	\$76
<b>10PBR10</b>	6" round stainless steel plate with plain face	\$74

<b>6" ROUND STAINLESS PLATES &amp; ACC.</b>		<b>MSRP</b>
<b>10BOX6RNDISM</b>	6" Round Surface Mount Box	\$42
<b>10BOX6RNDIFM</b>	6" Round Flush Mount Box	\$44
<b>10BOXDG4H</b>	4" x 4" x 1.5" Black Surface Mount Box	\$10
<b>10WRRND6</b>	Weather Ring for 6" Round Box	\$4
	Stainless steel mounting option used in place of mounting box (hospital application)	\$108
<b>10ESCUTCHEON</b>		
<b>10PBBRACKET</b>	Surface Mount Kit (6" round & 4.75" square)	\$12
<b>10PBBRACKETCA</b>	Clear Anodized Surface Mount Kit (6" round & 4.75" square)	\$12
<b>30.0385</b>	Cherry Switch, plunger type, SPDT 15 A	\$4
<b>30.0388</b>	Cherry Switch, DPDT, 15A	\$24
<b>6" SQUARE STAINLESS PLATES &amp; ACC.</b>		<b>MSRP</b>
<b>10BOXDG45C</b>	4.5" x 4.5" Carlon Surface Mount Box	\$20
<b>30.0385</b>	Cherry Switch, plunger type, SPDT 15 A	\$4
<b>30.0388</b>	Cherry Switch, DPDT, 15A	\$24
<b>4 1/2" ROUND STAINLESS PLATES &amp; ACC.</b>		<b>MSRP</b>
	4.5" round stainless steel plate with blue Handicap logo and blue "Push to Open" text	\$72
<b>10PBR451</b>		
<b>10PBR45LL</b>	4.5" round stainless steel plate with large blue Handicap logo only	\$72
<b>10PBR45</b>	4.5" round stainless steel plate with blue "Push to Open" text	\$72
<b>10PBR4510</b>	4.5" round stainless steel plate with plain face	\$70
<b>10BOX45RNDISM</b>	4.5" Round Surface Mount Box	\$42
<b>10BOX45RNDIFM</b>	4.5" Round Flush Mount Box	\$42
<b>10BOXDG4H</b>	4" x 4" x 1.5" Black Surface Mount Box	\$10
<b>10WRRND45</b>	Weather Ring for 4.5" Round Box	\$4
<b>10ESCUTCHEON45</b>	Stainless Steel Mounting option used in place of mounting box (hospital applications)	\$108
<b>10BRINGC</b>	Dress plate for 4.5" round push plate	\$10
<b>4 1/2" SQUARE STAINLESS PLATES &amp; ACC.</b>		<b>MSRP</b>
<b>10PBS451</b>	4.5" Square Stainless Steel Plate with blue Handicap Logo and blue "Push to Open" text	\$72

<b>4 1/2" SQUARE STAINLESS PLATES &amp; ACC.</b>		<b>MSRP</b>
	4.5" Square Stainless Steel Plate with blue "Push to Open" text	\$72
<b>10PBS45</b>		
<b>10PBS4510</b>	4.5" Square Stainless Steel Plate with Plain Face	\$72
<b>10PBS45B</b>	4.5" Square Blue-Faced Plate with white "Push to Open" text --- Stainless Steel construction with blue powdercoat paint	\$72
<b>10PBS451B</b>	4.5" Square Blue-faced Plate with white Handicap Logo and white "Push to Open" text -- Stainless Steel construction with blue powdercoat paint	\$72
<b>10PBS4510PTS</b>	PUSH TO SLOW • 4.5" Square Stainless Steel Plate with blue Handicap logo and red "Push To Slow" text	\$72
<b>10BOX45SQSM</b>	4.5" Square Surface Mount Box	\$44
<b>10BOXDG45C</b>	4.5" x 4.5" Carlon Surface Mount Box	\$20
<b>4.5" LOW PROFILE PUSH PLATES &amp; ACC.</b>		<b>MSRP</b>
<b>10BOXDG45C</b>	4.5" x 4.5" Carlon Surface Mount Box	\$20
<b>4 3/4" SQUARE STAINLESS PLATES &amp; ACC.</b>		<b>MSRP</b>
<b>10PBSE</b>	PUSH TO EXIT -- 4.75" Square Stainless Steel Plate with blue "Push To Exit" text	\$72
	4.75" Square Stainless Steel Plate with blue Handicap Logo and blue "Push to Open" text	\$72
<b>10PBS1</b>		
<b>10PBS1B</b>	4.75" Square Blue-Faced Plate with white Handicap Logo and white "Push to Open" text --- Stainless Steel construction with blue powdercoat paint	\$72
<b>10PBSLL</b>	4.75" Square Stainless Steel Plate with large blue Handicap Logo only	\$72
<b>10PBS</b>	4.75" Square Stainless Steel Plate with blue "Push to Open" text	\$72
<b>10PBS10</b>	4.75" Square Stainless Steel Plate with Plain Face	\$70
<b>10BOX475SQSM</b>	4.75" Square Surface Mount Box	\$42
<b>10BOX475SQFM</b>	4.75" Square Flush Mount Box	\$44
<b>10BOXDG4H</b>	4" x 4" x 1.5" Black Surface Mount Box	\$10
<b>10WRSQ475</b>	Weather Ring for 4.75" Square Box	\$4
<b>10PBBRACKET</b>	Surface Mount Kit (6" round & 4.75" square)	\$12
<b>10PBBRACKETCA</b>	Clear Anodized Surface Mount Kit (6" round & 4.75" square)	\$12
<b>2" X 4" STAINLESS STEEL PLATES</b>		<b>MSRP</b>
<b>10PBO24E</b>	PUSH TO EXIT -- 2.75" x 4.5" Single Gang Stainless Steel Plate with blue "Push to Exit" text	\$72

<b>2" X 4" STAINLESS STEEL PLATES</b>		<b>MSRP</b>
	2.75" x 4.5" Single Gang Stainless Steel Plate with blue Handicap Logo and blue "Push to Open" text	\$72
<b>10PBO241</b>		
<b>10PBO24L</b>	2.75" x 4.5" Single Gang Stainless Steel Plate with blue Handicap Logo	\$72
<b>10BOX24SGSM</b>	Single Gang Surface Mount Box	\$42
<b>JAMB STAINLESS PLATES AND ACC.</b>		<b>MSRP</b>
<b>10PBJE</b>	PUSH TO EXIT -- 1.5 x 4.75" Jamb Plate with blue "Push To Exit" text	\$56
	1.5 x 4.75" Jamb Plate with blue Handicap Logo and blue "Push to Open" text	\$56
<b>10PBJ1</b>		
<b>10PBJL</b>	1.5 x 4.75" Jamb Plate with large blue Handicap Logo only	\$56
<b>10PBJ</b>	1.5 x 4.75" Jamb Plate with blue "Push to Open" text	\$56
<b>10PBJ10</b>	1.5 x 4.75" Jamb Plate with Plain Face	\$54
<b>10PBJ1B</b>	1.5 x 4.75" Jamb Blue-Faced Plate with white Handicap Logo and white "Push to Open" text --- Stainless Steel construction with blue powdercoat paint	\$56
<b>10PBJLB</b>	1.5 x 4.75" Jamb Blue-Faced Plate with white Handicap Logo Only --- Stainless Steel construction with blue powdercoat paint	\$56
<b>10PBJM1</b>	1.5 x 4.75" Jamb Plate with blue Handicap Logo and blue "Push to Open" text --- Includes Microswitch with 2-Stud touch points	\$56
<b>10PBJML</b>	1.5 x 4.75" Jamb Plate with blue Handicap Logo only --- Includes Microswitch with 2-Stud touch points	\$56
<b>10BOXJAMBSM</b>	1.5 x 4.75" Jamb Surface Mount Box (for use with 10TD433PB3V transmitter)	\$10
<b>10BOXJAMBFM</b>	1.5 x 4.75" Jamb Flush Mount Box (for use with 10TD433PB3V transmitter)	\$10
<b>10PBJMSLL</b>	1.75 x 4.5" Jamb Plate with blue Handicap Logo only --- Includes Microswitch and 4-Stud touch points --- HARDWIRED solution only when used with 10BOXJAMBST.	\$56
<b>10PBJMS1</b>	1.75 x 4.5" Jamb Plate with blue Handicap Logo and blue "Push to Open" text --- Includes Microswitch and 4-Stud touch points --- HARDWIRED solution only when used with 10BOXJAMBST.	\$56
<b>10BOXJAMBST</b>	1.75 x 4.5" Jamb surface mount box -- HARDWIRED solution only -- will not accomodate a transmitter.	\$10
<b>DUAL PUSH PLATE "VESTIBULE PLATE"</b>		<b>MSRP</b>
	4" x 4" Stainless Steel Dual Push Plate for use in Vestibules --- Includes adapter ring, two separate push plates with blue Handicap Logo, Arrow and blue "Push to Open" text on one back plate. Requires two 10TD433PB3V transmitters.	\$100
<b>10PBDGP1</b>		
<b>10BOX475SSQSM</b>	4.75" Square Surface Mount Box	\$42
<b>10BOX475SQFM</b>	4.75" Square Flush Mount Box	\$44

<b>BOLLARD POSTS</b>		<b>MSRP</b>
 <b>10BOLLARDBLK</b>	Black Finish Bollard Mounting Post used for mounting push plates. Constructed of durable carbon steel with a stainless steel mounting bracket for added stability. Does not require a mounting box. Dimensions: 42" H x 6" W x 4" D Accommodates the following BEA push plates" • 4.5" round 10PBR45 Series • 4.5" square 10PBS45 Series • 4.75" square 10PBS Series • 4.75" square Panther slim profile plate • Vestibule dual plate 10PBDGP1	\$300
<b>10BOLLARDSLV</b>	Silver/Clear Finish Bollard Mounting Post -- Carbon Steel construction with Power Coat paint finish	\$310
<b>10BOLLARDBRZ</b>	Bronze Finish Bollard Mounting Post -- Carbon steel construction with Power Coat paint finish	\$310
<b>70.0195</b>	Black Plastic Bollard Cover	\$40
<b>TOUCHLESS PUSH PLATES / MICROWAVE TECH.</b>		<b>MSRP</b>
<b>10MS08U</b>	Touchless "Magic Switch" utilizing microwave motion technology. Adjustable detection range from 4 - 24". Includes black single and double gang face plates with "Wave to Open" text and artwork.	\$230
<b>MS08U CUSTOM</b>	Touchless "Magic Switch" with (1) custom faceplate. Please specify faceplate when ordering.	\$230
<b>70.5268</b>	Single gang WHITE faceplate with "Wave to Open" text and artwork -- order with MS08U CUSTOM	\$10
<b>70.5269</b>	Double gang WHITE faceplate with "Wave to Open" text and artwork -- order with MS08U CUSTOM	\$10
<b>70.5270</b>	Single gang CREAM faceplate with "Wave to Open" text and artwork -- order with MS08U CUSTOM	\$10
<b>70.5271</b>	Double gang CREAM faceplate with "Wave to Open" text and artwork -- order with with MS08U CUSTOM	\$10
<b>70.5272</b>	Single gang solid BLACK plain faceplate -- order with with MS08U CUSTOM	\$10
<b>70.5273</b>	Double gang solid BLACK plain faceplate -- order with MS08U CUSTOM	\$10
<b>70.5274</b>	Single gang solid WHITE plain faceplate -- order with MS08U CUSTOM	\$10
<b>70.5275</b>	Double gang solid WHITE plain faceplate -- order with MS08U CUSTOM	\$10
<b>70.5276</b>	Single gang solid CREAM plain faceplate -- order with MS08U CUSTOM	\$10
<b>70.5277</b>	Double gang solid CREAM plain faceplate -- order with MS08U CUSTOM	\$10
<b>10BOXDG45C</b>	4.5" x 4.5" Carlon Surface Mount Box	\$20
<b>433 MHZ DIGITAL TRANSMITTERS/RECEIVER</b>		<b>MSRP</b>
<b>10RD433</b>	Digital Receiver 433 MHz Frequency. Includes integral sequencing "learn" buttons (for vestibule applications), pulse/toggle functionality and additional hold time.	\$56
<b>10RD433EH</b>	Digital Receiver 433 MHz Frequency with Extended Hold Time. Maintains activation for as long as signal is received. Includes integral sequencing "learn" buttons (for vestibule applications), pulse/toggle functionality and additional hold time.	\$56
<b>10TD433PB3V</b>	Digital transmitter 433 MHz with Flag Connectors 3v lithium "button" battery. This transmitter replaces model 10TD433PB12V and will fit in all boxes except the 10BOXJAMBST.	\$50
<b>10TD433PB9V</b>	Digital transmitter 433 MHz with Flag Connectors 9V Battery	\$50
<b>10TD433HH1</b>	Digital Transmitter 433 MHz - 1 button. Transmits a unique rolling code each time the switch is closed to provide a secure door opening signal. A maximum of 100 transmitters can be programmed to one receiver.	\$50
<b>10TD433HH2</b>	Digital transmitter 433 MHz - 2 buttons. Controls (2) 10RD433 receivers	\$66
<b>10TD433HH3</b>	Digital transmitter 433 MHz - 3 buttons. Controls (3) 10RD433 receivers	\$68

<b>433 MHZ DIGITAL TRANSMITTERS/RECEIVER</b>		<b>MSRP</b>
<b>10TD433HH4</b>	Digital transmitter 433 MHz - 4 buttons. Controls (4) 10RD433 receivers	\$70
<b>70.0261</b>	9V replacement battery	\$7
<b>390 MHZ DIGITAL TRANSMITTERS/RECEIVER</b>		<b>MSRP</b>
<b>10RD390</b>	Digital Receiver 390 MHz Frequency	\$70
<b>10TD390PB</b>	Digital transmitter 390 MHz with Flag Connectors - 1 button	\$56
<b>10TD390KEYCHAIN</b>	Hand Held Digital Keychain transmitter 390 MHz - 3 buttons - FOR USE AS A HAND HELD DEVICE ONLY!!	\$56
<b>10TD390HH</b>	Hand Held Digital transmitter 390 MHz - 1 button	\$58
<b>10TD390WC</b>	Digital Transmitter 390 MHz with wires and cut housing	\$56
<b>70.0260</b>	12V replacement battery	\$3.60
<b>300 MHZ ANALOG TRANSMITTERS/RECEIVER</b>		<b>MSRP</b>
<b>10R300</b>	Analog Receiver 300 MHz Frequency	\$60
<b>10T300PB</b>	300 MHz transmitter with Flag Connectors - 1 button	\$46
<b>10T300MINIPB</b>	300 MHz Mini transmitter with Flag Connectors - 1 button	\$46
<b>10T300KEYCHAIN</b>	Hand Held Keychain transmitter 300 MHz - 1 button	\$46
<b>10T300HH</b>	Hand Held Transmitter 300 MHz - with Case & Clip - 1 button	\$46
<b>10T300HHDBL</b>	Hand Held transmitter 300 MHz with Case & Clip - 2 buttons	\$66
<b>10T300HH4</b>	Hand Held Transmitter 300MHz - with Case & Clip - 4 buttons	\$70
<b>70.0260</b>	12V replacement battery	\$3.60
<b>70.0261</b>	9V replacement battery	\$7
<b>PUSH PLATE PACKAGES</b>		<b>MSRP</b>
<b>Vestibule Package</b>	Vestibule Push Plate Package includes: • (1) 10PBDGP1 vestibule plate & square box • (2) 6", 4 3/4" or 4 1/2" Push Plates (round or square) • (2) Matching boxes • (4) 10TD433PB3V transmitters • (2) 10RD433 receivers	\$676
<b>PANTHER 1</b>	Includes : (1) any style Panther Plate and (1) 10RD433 Receiver	\$176
<b>PANTHER 2</b>	Includes: (2) of any style Panther Plate and (1) 10RD433 Receiver	\$300
<b>PUSH PLATE 1</b>	PACKAGE INCLUDES: (1) Push Plate, round or square (1) Box, surface or flush mount style (1) Transmitter, any frequency (1) Receiver, any frequency ** 390 Frequency increases package by \$5**	\$188
<b>PUSH PLATE 2</b>	PACKAGE INCLUDES: (2) Push Plates, round or square (2) Boxes, surface or flush mount style (2) Transmitters, any frequency (1) Receiver, any frequency **390 Frequency increases package by \$5**	\$334
<b>PUSH PLATE 45</b>	ONE BOX SOLUTION!! PACKAGE INCLUDES: (2) 10PBS45 Series 4.5" Square Push Plates (please specify plate option) (2) 10BOX45SQSM Surface Mount Boxes (2) 10TD433PB9V or 10TD433PB3V (please specify) (1) 10RD433 Receiver All components packaged in one box **Please note: This product incurs a 24 - 48 hour lead time from the time the order is received. Contact your Sales representative for details**	\$334
<b>PUSH PLATE 3</b>	PACKAGE INCLUDES: (1) 1.5" x 4.75" Jamb Push Plate, any style (1) Jamb Box, surface or flush mount (1) Transmitter, specify 10T300MINIPB or 10TD433PB3V (1) Receiver	\$144
<b>PUSH PLATE 4</b>	PACKAGE INCLUDES: (2) 1.5" x 4.75" Jamb Push Plate, any style (2) Jamb Boxes, surface or flush mount (2) Transmitters, specify 10T300MINIPB or 10TD433PB3V (1) Receiver	\$246

<b>LOW ENERGY PACKAGES</b>		<b>MSRP</b>
<b>S1LE</b>	Low Energy Package for single swing door. Includes 1 SUPERSCAN1 door-mounted safety sensor to be mounted on the approach side of the door, 1 MC LINX1 logic module, and 1 SWITCH75 door position switch	\$334
<b>S2LE</b>	Package includes: 1 10SSII, 1 10MCLINX1, 10SWITCH75, Door Pos. Switch	\$334
<b>SECURITY ELECTRONICS - PASSIVE INFRARED</b>		<b>MSRP</b>
<b>10FLYKITB</b>	ONE BOX SOLUTION! Black FLY Kit Includes: • (1) 10FLYBLK PIR FLY Sensor • (1) 10FCABLK Ceiling Adapter • (1) 10FSABLK Surface Adapter	\$180
<b>10FLYKITW</b>	ONE BOX SOLUTION! White FLY Kit Includes: • (1) 10FLYWHT PIR FLY Sensor • (1) 10FCAWHT Ceiling Adapter • (1) 10FSAWHT Surface Adapter	\$180
<b>10FLYKITBERT</b>	ONE BOX SOLUTION! Black FLY w/Extended Relay Hold Time (15 or 30 seconds) Kit Includes: • (1) 10FLYBLKERT PIR FLY Sensor • (1) 10FCABLK Ceiling Adapter • (1) 10FSABLK Surface Adapter	\$180
<b>10FLYKITWERT</b>	ONE BOX SOLUTION! White FLY w/Extended Relay Hold Time (15 or 30 seconds) Kit Includes: • (1) 10FLYWERT PIR FLY Sensor • (1) 10FCAWHT Ceiling Adapter • (1) 10FSAWHT Surface Adapter	\$180
<b>10FSABLK</b>	Fly Surface Mount Accessory, black	\$30
<b>10FCABLK</b>	Fly Ceiling Mount Accessory, black	\$30
<b>10FSAWHT</b>	Fly Surface Mount Accessory, white	\$30
<b>10FCAWHT</b>	Fly Ceiling Mount Accessory, white	\$30
<b>PIEZO ELECTRIC PUSH BUTTON</b>		<b>MSRP</b>
<b>10PIEZO241</b>	Single Gang Piezo button for Request to Exit and Access Control applications -- Uses piezoelectric technology to convert pressure on the button to a dry contact relay pulse with no moving parts. 1 30 second Hold Time. Heavy Duty construction, LIFETIME WARRANTY	\$230
<b>10BOX24SGSM</b>	Single Gang Surface Mount Box	\$42
<b>PUSH TO EXIT PUSH BUTTON</b>		<b>MSRP</b>
<b>10ACPBSS1</b>	2" x 4" Button with Push to Exit - green illuminated	\$54
<b>10ACPBSSL</b>	2" x 4" Button with Handicap Logo only - blue illuminated	\$54
<b>MAGLOCKS - NON-UL LISTED</b>		<b>MSRP</b>
<b>10MAGLOCK1</b>	Single Lock & Door Position Switch, 1200 Lb, 12/24 VDC	\$140
<b>10MAGLOCK3</b>	Single Lock & Door Position Switch, 600 Lb, 12/24 VDC	\$130
<b>10MAGLOCK5</b>	Double Lock in one housing, (2) Door Position Switches, 1200 Lb, 12/24 VDC	\$390
<b>10MAGLOCK6</b>	Double Lock in one housing, (2) Door Position Switches, 600 Lb, 12/24 VDC	\$380
<b>10MAGLIFELOCK8</b>	Single 1800 Lb, Stainless Steel housing, 12/24 VDC, NEMA 4 rated	\$500
<b>10MAGLIFELOCK9</b>	Single 100 Lb Mini Cabinet Lock, 12/24 VDC	\$65
<b>L&amp;Z BRACKETS FOR NON-UL LISTED MAGLOCKS</b>		<b>MSRP</b>
<b>10LZBRMAG1</b>	Includes (1) L bracket and (1) Z bracket for use with 10MAGLOCK1	\$79
<b>10LZBRMAG3</b>	Includes (1) L bracket and (1) Z bracket for use with 10MAGLOCK3	\$72
<b>MAG5LZ</b>	Includes (2) L brackets and (2) Z brackets for use with 10MAGLOCK5	\$158
<b>MAG6LZ</b>	Includes (2) L brackets and (2) Z brackets for use with 10MAGLOCK6	\$140

<b>FILLER PLATES FOR NON-UL LISTED MAGLOCKS</b>		<b>MSRP</b>
<b>10FILL60014</b>	1/4" inch Filler Plate for Maglock3 (600 lb)	\$10
<b>10FILL60038</b>	3/8" inch Filler Plate for Maglock3 (600 lb)	\$10
<b>10FILL60012</b>	1/2" inch Filler Plate for Maglock3 (600 lb)	\$10
<b>10FILL60058</b>	5/8" inch Filler Plate for Maglock3 (600 lb)	\$12
<b>10FILL120014</b>	1/4" inch Filler Plate for Maglock1 (1200 lb)	\$12
<b>10FILL120038</b>	3/8" inch Filler Plate for Maglock1 (1200 lb)	\$12
<b>10FILL120012</b>	1/2" inch Filler Plate for Maglock1 (1200 lb)	\$12
<b>10FILL120058</b>	5/8" inch Filler Plate for Maglock1 (1200 lb)	\$14
<b>10FILL180014</b>	1/4" inch Filler Plate for Maglifelock8 (1800 lb)	\$14
<b>10FILL180038</b>	3/8" inch Filler Plate for Maglifelock8 (1800 lb)	\$14
<b>10FILL180012</b>	1/2" inch Filler Plate for Maglifelock8 (1800 lb)	\$14
<b>10FILL180058</b>	5/8" inch Filler Plate for Maglifelock8 (1800 lb)	\$14
<b>MAGLOCKS - LIFETIME WARRANTY - UL LISTED</b>		<b>MSRP</b>
<b>10MAGLOCK1UL</b>	Single 1200 lb, UL Listed, Status LED, DPS, Built-in-timer, 12/24VDC <b>**RECOMMENDED FOR USE WITH INDEPENDENT POWER SUPPLY**</b>	\$335
<b>10MAGLOCK3UL</b>	Single 600 lb, UL Listed, Status LED, DPS, Built-in-timer, 12/24VDC <b>**RECOMMENDED FOR USE WITH INDEPENDENT POWER SUPPLY**</b>	\$278
<b>10MAGLOCK5UL</b>	Double 1200 lb, UL Listed, Status LED, DPS, Built-in-timer, 12/24VDC	\$669
<b>10MAGLOCK6UL</b>	Double 600 lb, UL Listed, Status LED, DPS, Built-in-timer, 12/24VDC <b>**RECOMMENDED FOR USE WITH INDEPENDENT POWER SUPPLY**</b>	\$554
<b>HARDWARE FOR UL LISTED MAGLOCKS</b>		<b>MSRP</b>
<b>10LZBRMAG1UL</b>	Includes (1) L bracket and (1) Z bracket for use with 10Maglock1UL	\$79
<b>10LZBRMAG3UL</b>	Includes (1) L bracket and (1) Z bracket for use with 10Maglock3UL	\$79
<b>MAG5LZUL</b>	Includes (2) L brackets and (2) Z brackets for use with 10MAGLOCK5UL	\$158
<b>MAG6LZUL</b>	Includes (2) L brackets and (2) Z brackets for use with 10MAGLOCK6UL	\$140
<b>10FILLER12UL</b>	1/2" Filler Bar for UL Maglocks -- allows lock to be moved horizontally (east/west) on the door jam	\$79
<b>10FILLER34UL</b>	3/4" Filler Bar for UL Maglocks -- allows lock to be moved horizontally (east/west) on the door jam	\$79
<b>10SPACER1UL</b>	Vertical spacer for use with 1200 lb UL listed maglock. Allows maglock to be moved vertically (north to south) on the installation site.	\$0
<b>10SPACER3UL</b>	Vertical spacer for use with 600 lb UL listed maglock. Allows maglock to be moved vertically (north to south) on the installation site.	\$0
<b>10RIMHOUSING1UL</b>	Armature housing for use with 1200 lb maglock. Increases overall reliability of the installation while providing an aesthetically pleasing mounting option.	\$0
<b>10RIMHOUSING3UL</b>	Armature housing for use with 600 lb maglock. Increases overall reliability of the installation while providing an aesthetically pleasing mounting option.	\$0
<b>10UBRACKETUL</b>	Bracket for mounting of maglock armature to glass door. Includes all mounting hardware.	\$0
<b>SECURITY ELECTRONICS - POWER SUPPLY</b>		<b>MSRP</b>
<b>10PS12-24</b>	Altronix brand: Input 115 VAC/60 Hz, Output 12VDC/24VDC	\$300
<b>10PS12-24D</b>	Altronix brand with Battery Backup Circuit; Input 115 VAC/60Hz, Output 12VDC/24VDC	\$334

<b>KEYSWITCHES</b>		<b>MSRP</b>
<b>10KEYSWITCHONF</b>	Keyswitch, On/Off	\$108
<b>10KEYSWITCHMOM</b>	Keyswitch, Momentary	\$108
<b>10JAMBSWITCHONF</b>	Jambswitch, On/Off	\$106
<b>10JAMBSWITCHMOM</b>	Jambswitch, Momentary	\$106
<b>10BOX24SGSM</b>	Single Gang Surface Mount Box	\$42
<b>10COMBOPLATE</b>	Unique combination of a maintained contact keyswitch and a push plate switch • Option #1 -- The Keyswitch and the Push plate can be set up to work independently of each other • Option #2 -- The Keyswitch can turn the push plate on and off, providing an economical solution to secure the door after hours -- Mounts in any standard doublegang electrical box. Flush mount recommended.	\$208
<b>10COMBOPLATEMOM</b>	Unique combination of a momentary contact keyswitch and a push plate switch • Option #1 -- The Keyswitch and the Push plate can be set up to work independently of each other • Option #2 -- The Keyswitch can turn the push plate on and off, providing an economical solution to secure the door after hours -- Mounts in any standard doublegang electrical box. Flush mount recommended.	\$300
<b>KEYPADS</b>		<b>MSRP</b>
<b>10KEYPAD</b>	Indoor Keypad accepts 120 individual user codes 12/24 VAC/VDC	\$212
<b>10KEYPADWR</b>	Weather Resistant Outdoor Keypad accepts 120 individual user codes 12/24 VAC/VDC	\$304