



Trimco

Triangle Brass Manufacturing Company, Inc.
 Fine Builders Hardware

Contract Hardware Price List 11

Effective Date: May 1, 2011

3528 Emery Street, P.O. Box 23277
 Los Angeles, California 90023, U.S.A.
 Telephone: 323-262-4191
 Fax: 323-264-7214 or 800-637-8746
For Quotes Only: Email: quotes@trimcobbw.com
Toll Free Fax for Quotes: 877-786-8387

Introducing...
CuVerro, the anti-
 microbial metal that
WORKS!
 Kills bacteria in about
 2 hours

Elizabethtown, PA- Branch
 Fax: 717-367-3529

Online Ordering: see inside back cover, complete and fax. Must have an open account with Trimco.



New Product Release From Trimco

DISCONTINUED

Illuminated "EXIT" Kick Plate part Number
K0050.Illum Refer to Trimco price book Page 39 at the bottom.

Effective immediately the above referenced part number has been discontinued and will no longer be supplied.


NEW PRODUCT

10X34-Illum.630 (Photoluminescent Kick Plate) For low location application

Trimco has changed this item in order to comply with new UL924 regulations. The new kick plates are to be stocked in one alloy, 304 Stainless Steel.
Size is: **10" X 34" only**. All kick plates will be **stocked with holes punched 6" on centers**. Trimco can provide Holes that are punched 3" on center for LAUSD if required. Please ask for a quotation for this added operation. The new Kickplates are on order and will be stocked as described above, at our **Los Angeles location only**. Please note: Other base materials such as **Brass, Bronze and Aluminum** may be available as a custom item *.

Why the change? The former material is not as effective as the new process. The new process is listed and approved. See below.

New material provides an extra sturdy photoluminescent compound cured at a high temperature to a stainless steel kick plate; providing you with the highest illumination and durability.

Specification Data:	
Viewing Distance	50 feet
Operating Life	25+ years
Activation	5 foot-candles of fluorescent lighting
Base Material	Stainless Steel type 304. Other materials may be provided *
Letter Color	Green Illuminating (yellow non-illuminated).
Dimensions	10" X 34" Standard Size B4E Kick Plate. The letters "Exit" are 6" High x 3/4" stroke with 3/8" between letters.
Features	Non-electrical, non-radioactive, explosion proof, low maintenance
Warranty	Limited lifetime Warranty on the stainless steel kick plate
Green Attributes	No Hazardous materials, no radioactivity, activated by nearby light, high Percentage of re-cycled materials, minimal Maintenance
Listings:	Listed to UL924. Approved by California Fire Marshall, Los Angeles Fire Marshal, Los Angeles Unified School District, Compliant to IBC, NFPA, IFC, & UFC Codes.
Leed Credit Compliant	

Please contact our Customer Service Department for Further information.

* minimum custom order 100



Sliding Door Lock #1074-2 Full Privacy Lockable Latch for Barn Doors or Pocket Doors



- ADA COMPLIANT
- FINISHES AVAILABLE: 630 SATIN STAINLESS IS STANDARD (INQUIRE ON OTHER FINISHES)
- SUPPLIED WITH A HIGH TOLERANCE STRIKE
- POSITIVE LATCHING
- DEVICE IS HANDED
- CYLINDER ACCESS ON OUTSIDE
- SIMPLE INSIDE THUMB TURN FUNCTION
- LEVERS INSTALLED NEAR VERTICAL FOR EASY HORIZONTAL DOOR MOVEMENT
- A VARIETY OF LEVER STYLES AVAILABLE
- STANDARD MORTISE LOCK PREP
- 2-3/4" BACKSET (LOCK)
- ONE-STEP EGRESS FROM THE INSIDE
- DOOR PROJECTS ONLY 4-1/4" FROM POCKET WHEN FULLY OPENED
- SUPPLIED WITH ESCUTCHEON PLATES FOR SIMPLE INSTALLATION
- MORTISE LOCK IS "UL" LISTED
- AVAILABLE ADDED FEATURE IF REQUESTED: 5004 RED/GREEN INDICATOR ON OUTSIDE
-  (Additional charge for adding the 5004)

Shown in the open position

Sliding Door Lock #1074-1 (BARN-DOOR or POCKET DOOR)



OUTSIDE SHOWN



RH SHOWN

- ❖ 630 SATIN STAINLESS STANDARD-OTHER FINISHES AVAILABLE
- ❖ SUPPLIED WITH HIGH TOLERANCE STRIKE
- ❖ POSITIVE LATCH
- ❖ DEVICE IS HANDED
- ❖ PRIVACY BUTTON ON INSIDE
- ❖ EMERGENCY ACCESS OUTSIDE
- ❖ MOVE LEVER 10 DEGREES TO UNLATCH; PUSH SIDEWAY
- ❖ LEVERS INSTALL VERTICALLY ONLY
- ❖ A VARIETY OF SIMPLE LEVER STYLES AVAILABLE
- ❖ SIMPLE 161 DOOR PREP
- ❖ WITH 2-3/8" BACK SET

 **Trimco**

Triangle Brass Manufacturing Co. Inc
3528 Emery Street, P.O. Box 23277,
Los Angeles, CA 90023
Phone: 323-262-4191 Fax: 800-637-8746
Web: www.trimcobbw.com
info@trimcobbw.com

CREDO

TRIMCO's philosophy is based on three principles:

- Produce superior quality functional hardware
- Produce creative and attractive products
- Produce our quality products in the United States

Any Questions?

For inquiring about an order already placed, please call our Customer Service Department at (323) 262-4191 extension 110, Monday thru Friday from 6:30 A.M. until 4:00 P.M. Pacific Time. You can also contact us anytime by sending a FAX to (800) 637-8746 OR AT:info@trimcobbw.com. We will answer all of you questions accurately and thoughtfully. We are very proud of our service.

MISTAKES HAPPEN!

TRIMCO makes every exhaustive effort to avoid making any errors in pricing and product information; but, we are human. If a mistake does occur, we reserve the right to correct it; and, we apologize for any inconvenience that it may cause.

ONLINE ORDERING AVAILABLE

(Exclusively for Trimco's current customers)


To place an order online, go to www.trimcobbw.com

All orders placed online receive an additional 2% discount.

For online orders there is only a \$50.00 minimum.

Sign up Now. The form is on the inside back cover - submit as instructed.




CuVerro[®]

Prices are now included in the price list. Look for pricing in the  column in this price list.


urbān

Prices are now included in the price list. See page 28
Standard discounts do not apply to Urban series, Please call Trimco for Quote.

HOW TO USE THIS PRICE LIST

- 1 Pricing is as indicated for standard finishes. 605, 613, 625, 626, 628, 629 and 630. Additional finishes are available as shown below. If a price is not shown for a particular finish, it may be available at the special price or by special quotation if quantities warrant. Minimum quantities may apply.
- 2 As a matter of convenience, those items commonly stocked are marked with a box surrounding the price. We will attempt to have the boxed items in-stock, in quantities close to expected demand. In any event, anticipate that lead-times for these items will generally be very short.
- 3 Items formerly offered, but not in this price list are available by special order and quotation only provided basic materials are available.
- 4 When ordering, please use numbers and finishes as indicated in price list. It will expedite the entering of your order, and reduce the chance of error due to incorrect interpretation.
- 5 Products, which are UL listed are marked with the UL Logo  Products which comply with ADA specifications are marked **ADA**.
- 6 Products available with CUPERRO are marked with the  logo and will be priced under the column with 

AVAILABLE FINISHES

U.S. Govt.	BHMA	Description
US3	605	Polished Brass, Clear Coated
US3NL*	499	Polished Brass, No Lacquer
US4	606	Stain Brass, dull, clear coated
US5*	609	Satin Brass, blackened, relieved, clear coated
US7*	610	Satin Brass, blackened, bright relieved, clear coated
US9*	611	Polished Bronze, clear coated
US10*	612	Satin Bronze, clear coated
US10B	613	Dark Oxidized Satin Bronze, Oil Rubbed
US11*	616	Satin Bronze, blackened, satin relieved, clear coated
US15*	619	Satin Nickel Plated, clear coated
US15A*	620	Satin Nickel, blackened, relieved, clear coated
US19*	622	Satin Black
US26	625	Bright Chrome plated over nickel
US26D	626	Satin Chrome plated over nickel
US28	628	Satin Aluminum, clear anodized
US32	629	Bright Stainless Steel
US32D	630	Satin Stainless Steel
	313	Dark Bronze anodized Aluminum
	335	Black anodized Aluminum
		Steralloy (Silver Color)
		Sterose (Rosie Color)

The Lacquer finish on any Brass or Bronze product is not guaranteed. We suggest that these products be ordered without lacquer but be polished and waxed. Those finishes with asterisks(*) are considered "special" and are available on request. 313 and 335 finishes are available on limited products. Those products are marked with underlined prices. 313/335 set-up charge: \$250.00 NET on orders of less than \$1,000.00 of products in these finishes, and add 10% to the Special finish price. **619, 620 & 622 are priced at 613 plus 20% and require a 10 piece or \$100 minimum order (whichever is less). Lifetime 605 finish is available by quote only on limited items.**



ORDER ACCEPTANCE CONDITIONS

1. All prices are subject to change or withdrawal without notice.
2. Terms are 1% 10, NET 30 days. Interest at the rate of 1.5% per month charged on overdue accounts.
3. Items are priced individually unless otherwise indicated.
4. Invoiced price will be that which is in effect at time the order is received by TRIMCO, unless covered by a valid quotation.
5. Dated orders for future shipment will be priced at time of shipment unless covered by a valid quotation.
6. **The minimum charge is \$100.00 NET per invoice. The minimum online order is \$50 NET per invoice.**
7. Full freight is allowed on orders of \$1,000.00 or more, NET billing within continental U.S.. **Canada**, \$2,500.00 or more. Other freight arrangements are available. TRIMCO retains the right to select the carrier. **Hawaii** - Trimco pays freight on all orders of \$2,000 or more. this includes ocean and delivery charges. Orders less than \$2,000, customer pays all freight charges. **Mexico**- Trimco pays freight on all orders of \$1,000 or more (up to the U.S. border), customer pays balance from there on. **Puerto Rico** - Trimco pays ground, ocean and island delivery on all orders of \$2,500 or more. Orders of \$1,000 to \$2,499, Trimco pays ground continental U.S. only & customer pays ocean & island delivery charges. Less than \$1,000, customer pays all freight charges. **Others (Europe, Saudi Arabia, Japan, England, India, China Egypt, Etc.) Customer pays ALL freight Charges.**
8. **An extra bonus discount of 5% is added to shipped orders that are greater than \$350.00 NET except for those covered by a quote.**
9. Returned goods will not be accepted unless the amount is over \$100.00 NET and is authorized in writing by TRIMCO. All returned goods are subject to a minimum 40% charge for restocking and/or refinishing. Special or custom-made products including units that are modified from standard units cannot be returned for credit. Exceptions to this policy will not be granted.
10. Cancellations: While we will attempt to comply with customer's telephone or written change orders and/or cancellations, we cannot guarantee that the change can be accomplished before shipment. Appropriate handling charges on returns will be assessed if the order has been shipped before processing a change order request. Special or custom orders may not be cancelled after a 3 working days period following date of acknowledgement. A cancellation charge of up to the price of the product will be made on any special or custom-made items cancelled after such 3-day period.
11. All shipment and delivery dates on acknowledgements are estimates only. We will not be liable for air freight or other charges if goods are not shipped on estimated date.
12. Special finishes, are listed on the previous page, are available and priced in the price list. Special finishes not listed are available by quote only. Minimum quantities may apply.
13. We reserve the right to make product changes without notice.
14. No Credit will be allowed beyond 1 year after invoice date.
15. **We will not accept after purchase labor charges.**
16. Cancellations & Re-stocking fees:
 - a. 40% for standard items
 - b. 50 to 75% for fOCAL Pulls (in some cases not returnable - check with CSR)
 - c. 50 to 75% for all Engineered Products:
 - Automatic and Semi-automatic Flushbolts, coordinators, Hospital latches & 3900 Double bolts
 - d. Not returnable
 - Push bars, Push/pull bar sets, 612, 613 & special finishes, and custom products.

WARRANTY DISCLAIMER; EXCLUSIVE REMEDY

WE WARRANT THAT OUR PRODUCTS ARE GENERALLY FIT FOR THE PURPOSE FOR WHICH THEY WERE DESIGNED. PROPERLY SELECTED, PROPERLY INSTALLED AND NOT ABUSED IN USE, THEY WILL SERVE THE PURPOSE FOR WHICH THEY WERE INTENDED. WE DO NOT WARRANT THE MERCHANTABILITY OF OUR PRODUCTS, nor do we offer any other warranty of any kind, expressed or implied, and the customer may not extend any warranty on our behalf to anyone. Any such unauthorized extensions shall be the customer's responsibility. In no event shall we be liable to the customer in warranty, contract, strict liability or otherwise for any damages alleged to be caused by one or more of our products, beyond the cost to the customer of the subject product or products, refund of the purchase price being the customer's sole and exclusive remedy against us upon proof of any alleged claim. Incidental and consequential damages, including labor costs relating to installation or removal, shall not be our liability, and customer shall not have remedy against us for such damages, this sole and exclusive remedy for a proven claim having been stated above.

All materials and finishes meet ANSI/BHMA standards at time of shipment. We do not warrant finishes exposed to hostile environments.

Customer is responsible for determining the suitability of our products for customer's use or resale, or for incorporating them into objects, or for applications which customer designs, assembles, constructs or manufactures.

TRIMCO GENERAL PRODUCT NUMBER CATEGORIES

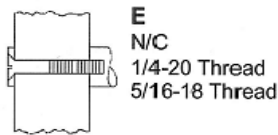
700's	Signage
1000's	1/16" Push Plate
1010's	Pull Plates
1060's	Flush Pulls
1080's	Lock Guards
1090's	Anti-Vandal Pulls
1100's	Grips / Pulls
1200's	Stops / Bumpers / Holders
1300's - 1400's	Modern Masterpiece: Elegant Entry Hardware
1500's	Latches, Push/Pull, Roller
1600's - 1700's	Push Bars / Sets
1800's	1/8" Push / Pull Plates
1900's	3/16" Push / Pull Plates
2000's	Mail Plates / Accessories
3090's	Coordinators / Accessories
3400's	Handrail Brackets
3800's	Automatic / Semi-Automatic Flushbolts / Accessories
3900's	Manual Flushbolts / Heavy-duty Surface Bolts
4000's	Door Guards / Commercial & Residential, Residential Surface Bolts
5000's	Astragals / Lock Indicators
7000's	fOCAL Architectural Hardware
81's	urban levers latchsets
K prefix followed by:	Door Protection:
E then #	Edge Guards
S then #	Stretcher Plate
A then #	Armor Plate
M then #	Mop Plate
Ø then #	Kick Plate

SPECIAL PRICE INFORMATION

1. When ordering separately, orders of less than 5 kick plates or less than 3 armor plates are subject to a crating charge of \$20.00 NET.
2. Engraving - See SIGNAGE in price list.
3. Special bends on kick, mop or armor plates:
Type WA-A, WA-C - Price by quote only.
Type WA-B, WA-D, WA-E - Price by quote only.
4. Finishes, other than shown, by quotation only.
5. Any special items, not listed in price list, by quotation only.
6. For the service of itemizing and marking items by door number, 5% of NET invoice will be added to total cost.
7. Extra charges for the most commonly requested special features are listed on the next page.

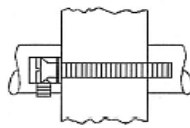
Fax quote requests to 877-786-8387 or email to quotes@trimcobbw.com

Add for Special Preps per Location:



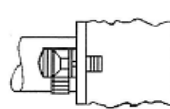
E
N/C
1/4-20 Thread
5/16-18 Thread

Thru-bolt and Finish
Washer (RHT)
For LHT \$12.50 / loc
3/8-16 \$12.50 / loc



G
\$ 7.50 / loc.

Threaded Shoulder
Bolt and Set Screw
Special Shoulder Bolts
\$20.00 / loc.



J
\$7.50 / loc.

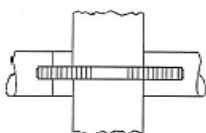
Shoulder Bolt and Set
Screw
Specify Riv-Nut "R3" or "R4"
"B3" or B4" if required
Special Shoulder Bolt
\$20.00 / loc.



B
\$ 7.50 / loc

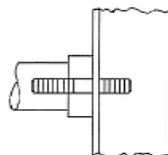
Wood Thread to
Machine Thread
Bushing
For J or M mountings
of Wood doors.
B3: 1/4-20 Thread
B4: 5/16-18 Thread
B5: 3/8-16 Thread

W – Prepped for Glass Mount add \$10.00 per Loc. Specify Glass thickness and hole diameter.



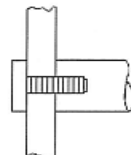
L
\$30.00 / loc

Spanner Turning
Washer and Stud.
Concealed mounting
for Round Bases
For Standard Metal,
Wood or Glass Doors.
Specify.



M
\$30.00 / loc

Spanner Turning Washer,
Stud Single Mounting for
Round Bases
Specify Riv-Nut "R5" or "B5" at
right if required.
For standard Metal or Wood
Doors.
Specify.



N
\$20.00 / loc

Flow Thru Button
Single Mounting for
Round Bases
For Standard Metal,
Wood or Glass Doors.
Specify. (RHT)
LHT \$20.00 / loc.



R3 or R4
\$5.00 ea.
R 5
\$ 7.50ea.



















Riv-Nut
R3: 1/4-20 Thread
R4: 5/16-18 Thread
R5: 3/8-16 Thread
For J or M Mounting
on Aluminum Doors

SPECIAL PRICE INFORMATION

Part	Description	List Price
ADHESIVE	Adhesive Application	20.00
ADHESIVE - KP	Adhesive Application on Kick Plate	20.00
ABRESIVE	Abrasive Application	100.00
B4E-Heavy-KP	Beveled Edge - 4 Edges, Heavy Bevel - Kick Plates	5.00 Net
B4E-Heavy- AP	Beveled Edge - 4 Edges, Heavy Bevel - Armor Plates	7.00 Net
C-SUNK-KP/MOP (CTSK)	Counter Sinking for Kick & Mop Plates, each	12.00
C-SUNK-AP (CTSK)	Counter Sinking for Armor Plates, each	25.00
CUT-CYL	Cut for Cylinder (Push/Pull Plates only)	16.00
CUT-LOUVRE	Cut for Louvre in Kick/Armor Plates	200.00
CUT-MORTISE	Cut for Mortise Lock in Armor/Stretcher Plate	65.00
CUT-ROSETTE	Cut for Rosette in Armor/Stretcher Plate	50.00
CYLT	Cut for T-Turn (Push/Pull Plates only)	16.00
EXP-SHIELD	Expansion Shield	3.50
FLUSH MOUNT	Attach Pull to Plate with Threaded Insert	12.00
FR	Full Round (Push/Pull Plates only)	35.00
HO	Hold Open Feature for 1260's	30.00
PREP-COORD	Prep Coordinator for Exit Device	60.00
PREP-SURFMOUNT	Prep for Surface Mounting	40.00
PREP-VIEWER	Prep for Door Viewer	25.00
RC	Round Corners (Push/Pull Plates only)	20.00
RC-KP	Round Corners Kick Plates	30.00
RC-AP	Round Corners Armor Plates	40.00
ROD-3917	Special Length up to 42" long (Specify)	15.00
SECURITY-SCREW	Spanner or Torx Head Screws, Each (excluding Thru-bolts)	3.50
SEX-BOLT-1420	Sex Bolt 1/4-20 x 1-1/2", each	8.00
SEX-BOLT-0832	Sex Bolt 8-32 x 1/2", each	4.00
SP-GRIPS	Adapt Plate for Pull/Grip	15.00
SP-KNURL	Knurled Application	120.00
SP-MOUNT	Special Mounting	15.00
SP-SCREW	Special Screws	15.00

NOTE: If more than one hole in plate, call for quote.

TRIMCO PULL PLATE COMPONENT CHART

Trimco	Plate / Bar	Pull Number	Pull Profile	Pull Diameter	
1010	Pull Plate	1001	1117-1	Cast	Cast
1012	Pull Plate	1001	1109-1	Cast	Cast
1013	Pull Plate	1001	1193-1		3/4" Ø
1014	Pull Plate	1001	1199-1		1" Ø
1015	Pull Plate	1001	1139-1		1" X 3/8"
1017	Pull Plate	1001	1194-1		3/4" Ø
1017B	Pull Plate	1001	1194-2		3/4" Ø
1018	Pull Plate	1001	1195-1		1" Ø
1018B	Pull Plate	1001	1195-2		1" Ø
1056	Pull Plate	1041	1139-2		1" X 3/8"
1071-2	Pull Plate	1070-2	58	Cast	Cast
16	Pull Plate	15	1117-1	Cast	Cast
1729	Pull Set	1740	1194-3		3/4" Ø
1731	Pull Set	1741	1195-2		1" Ø
1732	Pull Set	1741	1195-3		1" Ø
1737	Pull Set	1741	1191-3		1" Ø
1738	Pull Set	1741	1191-4		1" Ø
1746	Pull Set	1745	1195-6J		1-1/4" Ø
1746-1	Pull Set	1745	1195-3J		1-1/4" Ø
1747	Pull Set	1745	1191-5J		1-1/4" Ø
1747-1	Pull Set	1745	1191-4J		1-1/4" Ø
18	Pull Plate	17	1183-1	Cast	Cast
1800	Pull Plate	1806	1117-1	Cast	Cast
1802	Pull Plate	1807	1139-1		1" X 3/8"
1804	Pull Plate	1807	1117-1	Cast	Cast
1900	Pull Plate	1901	1136	Cast	Cast
51	Pull Plate	50	1117-1	Cast	Cast

INDEX BY PRODUCT

PRODUCT NAME	PRICE LIST PAGE
Anti-Vandal Trim - Tuf-Lok	7
Anti-Vandal Trim for Cylindrical Locks	7
Anti-Vandal Trim / Pulls	7
Anti-Vandal Tuf-Loc	7
"Adjustre" Door Stop & Holder	14
Armor Plate	29
Barn Door Latch	6
Cane Bolt	2
Catch 3-Way	4
Closet Ball Catch	16
Concealed Door Pull	5
Coordinators and Accessories	22, 23
Crash Chain Stop	26
Cremone Bolt	25
Cylinder Pull	21
Deadbolt Only Pull	21
Decal Signage	3
Door Guards	25
Door Knocker	3
Door Pull - Varied Styles	1,2,3,4,5,7,8,9,10,15,16,18,19,20,21,27
Door Pull - Classic	1-2
Door Pull - Offset Entrance (Rd. Bar)	10,12,19,20, 26, 27
Drawer Pull	2, 3
Dubl-Bolt	24
Dust-proof Strike	24
Edge Guards	30
Escutcheon - Classic	1
Finger Guard	30
Round Flush Cup Pull / Drive Mount	5
Finish Kit - Auto Flushbolts	23, 24
Flushbolt - Corner Mount	24
Flush Pulls	5,8,24
Flush Pulls - Spindle Type	6
Flushbolt - Manual	24,25
Flushbolt - Automatic, Semi-Automatic	23
fOCAL Contemporary Architectural Hardware	26, 27
Handrail Brackets	23
Holders	12,13,14,15
Hooks - Coat and Hat	26
Hospital Pulls	17, 18
Self-Illuminated "EXIT" Kick Plate	29
Kick Plates	29

INDEX BY PRODUCT

PRODUCT NAME	PRICE LIST PAGE
Lock Guard	7
Lock Astragal	26
Mail Plate and Accessories	22
Mastercraft	31,32
Modern Masterpieces	15,16
Mop Plates	29
Panic Guards	28
Pipe Adapter Strike	13
Plate, Anchor	13
Pocket Door Pulls	6
Pull Plates - Classic	1
Pull Plates - Varied Styles	1 thru 10, 15 thru 21, 27
Push Bars, Sets	18 thru 22
Push Plates	17, 18
Push Plates - Classic	1
Push / Pull Latches	17, 18
Restroom Signage	2, 3
Risers	11
Roller Latches	12,13
Signage - Engraved	3,4
Silencers	12
Sliding Door Pull (Privacy/Passage)	6
Stops	11 thru 15, 35
Stretcher Plates	29
Strikes	16, 17, 18
Surface Bolts	25
Universal Stops	12, 13
urban	28
Viewers	4
Wall Bumper	14, 27



Triangle Brass Mfg. Company
 3528 Emery Street, PO Box 23277, Los Angeles, CA 90023
 Ph: (323) 242-4191 Fax: (800) 637-8746

DATE: _____
 FROM: _____ ext: _____

REGARDING PO NO: _____

TO: _____ ATTN: _____ FAX: _____

**** NOTE: BEFORE WE PROCESS YOUR ORDER, WE NEED THE FOLLOWING INFORMATION****

1090, 1091, 1096 & 1097 SERIES ANTI-VANDAL PULL INFORMATION SHEET

1099HA ANTI-VANDAL PULLS AVAILABLE FOR NARROW STILY DOORS

PLEASE NOTE: YOU MUST SUPPLY TEMPLATES FOR EXIT DEVICE, ESCUTCHEON, CYLINDER PREP, SEALS, ETC.

LN	QTY	COMPLETE 1090 SERIES PART #	Handing of Door	Mating Information		Finish	Backset to center of cylinder	Mullion Type (If applicable)	Strike Type	Door Type (Sg/Pr)	Dia. of Cyl. Hole 1-1/4" or 1-1/2"	Markings
				Mfg	Hdw/Part #							
EX	A	1096HA SP	LHR	SCHLAGE	L9080	630	2-3/4"	NONE		SINGLE	1-1/4"	
EX	B	1097HA SP	RHR	VON DUPRIN	99NL-0P	630	3-3/8"	4954	299	PAIR		
1												
2												
3												
4												
5												
6												
7												
8												
9												
10												


DO ANY ADDITIONAL MTG POSTS NEED TO BE ADDED FOR LOCKSET W/INTERIOR ESCUTCHEON PLATES: NO YES

WILL YOU BE USING ANY RIGID OR ADJUSTABLE ASTRAGALS, SEALS, BRUSHES, ETC.?: NO YES

NC = NO CYLINDER / RC = ROUND CORNERS / SP = MOUNTING POST MATED TO PANIC OR LOCK with INSIDE ESCUTCHEON

5-15-09 wrmk



TRIMCO	DESCRIPTION	605/606	613	625	626	628	629	630	Cu+	Special*	Cat Sec.
	BP1 1" dia. Back Plate for Pulls .125	9.00	9.00	9.00	9.00	9.00	9.00	9.00		11.00	D
	BP2 1-1/4" dia. Back Plate for Pulls .125	9.00	9.00	9.00	9.00	9.00	9.00	9.00		11.00	D
	BP3 1-1/2" dia. Back Plate for Pulls .125	10.50	10.50	10.50	10.50	10.50	10.50	10.50		12.00	D
	BP4 2" dia. Back Plate for Pulls .125	10.50	10.50	10.50	10.50	10.50	10.50	10.50		12.00	D



STANLEY MasterCraft Bronze Push Plate
(old number 15) 3-1/2" x 20-1/2"

DB, SB, SNB, 612/613	425.00
DBF & SBF	465.00

DB = Dark Bronze, SB = Satin Bronze, SNB = Satin Nickel Bronze
DBF = Dark Bronze Fine, SBF = Satin Bronze Fine

NOTE: Dimpled Finish on all decorative Classic Plates



PIERCE Classic Pull Plate
(old number 16) 3-1/2" x 20-1/2"

DB, SB, SNB, 612/613	585.00
DBF & SBF	620.00

DB = Dark Bronze, SB = Satin Bronze, SNB = Satin Nickel Bronze
DBF = Dark Bronze Fine, SBF = Satin Bronze Fine

ADA
Special BTB Application Available

NOTE: Dimpled Finish on all decorative Classic Plates



LAVA Classic Push Plate
(old number 17) 3-5/8" x 20-1/2"

DB, SB, SNB, 612/613	425.00
DBF & SBF	475.00

DB = Dark Bronze, SB = Satin Bronze, SNB = Satin Nickel Bronze
DBF = Dark Bronze Fine, SBF = Satin Bronze Fine

NOTE: Dimpled Finish on all decorative Classic Plates



LAVA - CAIRO Classic Pull Plate
(old number 18) 3-5/8" x 20-1/2"

DB, SB, SNB, 612/613	710.00
DBF & SBF	790.00

DB = Dark Bronze, SB = Satin Bronze, SNB = Satin Nickel Bronze
DBF = Dark Bronze Fine, SBF = Satin Bronze Fine

ADA
Special BTB Application Available

NOTE: Dimpled Finish on all decorative Classic Plates



35 Classic Door Pull
12-1/2" ctc

550.00 550.00

ADA
Custom BTB Application Available \$45.00/LOC



WENDELL MasterCraft Bronze Push Plate
(old number 50) 3-3/4" x 15"

DB, SB, SNB, 612/613	385.00
DBF & SBF	445.00

DB = Dark Bronze, SB = Satin Bronze, SNB = Satin Nickel Bronze
DBF = Dark Bronze Fine, SBF = Satin Bronze Fine

NOTE: Dimpled Finish on all decorative Classic Plates



WENDELL 15 X 1117-1
(old number 51) MasterCraft Bronze Pull Plate
3-3/4" x 15" x 5" ctc Pull

DB, SB, SNB, 612/613	450.00
DBF & SBF	495.00

DB = Dark Bronze, SB = Satin Bronze, SNB = Satin Nickel Bronze
DBF = Dark Bronze Fine, SBF = Satin Bronze Fine

NOTE: Dimpled Finish on all decorative Classic Plates



57 Classic Pull - 8" ctc
with Decorative Roses

200.00 220.00 200.00

200.00 B












ADA
Special BTB Application Available



TRIMCO	DESCRIPTION	605/606	613	625	626	628	629	630	Cu+	Special*	Cat Sec.
	58 Classic Pull - 8" ctc		190.00	200.00	190.00					200.00	B
	ADA Special BTB Application Available										
	59 Classic Pull - 10" ctc		200.00	200.00	200.00					220.00	B
	ADA Special BTB Application Available										
	111 Escutcheon	40.00	40.00		40.00					40.00	B
	242 Flush Pull 2-1/2" dia.	5.50	7.50		5.50					7.90	D
	243T Cane Bolt - Top - 15"		250.00		250.00					280.00	C
	244B Cane Bolt - Bottom - 30"		330.00		330.00					330.00	C
	(NOTE: Cane Bolts can be made to any length required @ \$6.00/inch)										
	248 Flush Pull 1-1/2" x 4"	7.50	7.50		7.50					8.00	D
	507 ADA Restroom Sign - Men - Braille White on Blue ONLY - 8" x 8" 1/32" Raised Letters & Pictogram									50.00	G
	ADA										
	508 ADA Restroom Sign - Women - Braille White on Blue ONLY - 8" x 8" 1/32" Raised Letters & Pictogram									50.00	G
	ADA										
	509 ADA Restroom Sign - Unisex - Braille White on Blue ONLY - 8" x 8" 1/32" Raised Letters & Pictogram									55.00	G
	ADA										
	527 ADA Restroom Sign - Men/HC - Braille White on Blue ONLY - 8" x 8" 1/32" Raised Letters & Pictogram									55.00	G
	ADA										
	528 ADA Restroom Sign - Women/HC - Braille White on Blue ONLY - 8" x 8" 1/32" Raised Letters & Pictogram									55.00	G
	ADA										
	529 ADA Restroom Sign - Unisex/HC - Braille White on Blue ONLY - 8" x 8" 1/32" Raised Letters & Pictogram									55.00	G
	ADA										
	553 Drawer Pull 3" ctc	18.00	18.00	18.00	18.00					18.00	D


















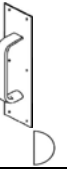








TRIMCO	DESCRIPTION	605/606	613	625	626	628	629	630	Cu+	Special*	Cat Sec.
	562-3 Drawer Pull 3-1/2" ctc	7.50	7.50	7.50	7.00		7.50	7.00		8.00	D
	562-4 Drawer Pull 4" ctc Add \$0.15 NET for screws over 1-1/2" long	9.00	9.00	9.00	7.50		9.00	7.50		9.50	D
	571-1 Cabinet Pull - 6" ctc							22.00			
	571-8 Cabinet Pull - 8" ctc							24.00			
	571-10 Cabinet Pull - 10" ctc							26.00			
	620 Door Knocker Add for Viewer (975) Add for Engraving (3 characters) Prep for Viewer ONLY add \$1.00 NET	28.00	48.00	48.00	48.00					48.00 10.00 14.00	G
	621 Door Knocker <u>(new larger size)</u> Add for Viewer (975) Add for Engraving (3 characters)	48.00	65.00	65.00	65.00					65.00 10.00 12.00	G
	625CV Door Knocker with Viewer and Card Holder	60.00	60.00	60.00	60.00					65.00	G
	625CVE Door Knocker with Viewer, Card Holder and 1/2" engraving (3 characters)	77.00	77.00	77.00	75.00					77.00	G
	625V Door Knocker with Viewer	72.00	72.00	72.00	70.00					72.00	G
	625VE Door Knocker with Viewer and 1/2" engraving (3 characters)	77.00	77.00	77.00	75.00					77.00	G
	751 Handicap Sign with Braille White on Blue ONLY - 8" x 8" ADA									87.50	G
	752 Title 24 Restroom Sign - Unisex 12" Triangle in a 12" dia. Circle White on Blue ONLY									96.00	G
	753 Title 24 Restroom Sign - Men 12" Triangle White on Blue ONLY									50.00	G
	754 Title 24 Restroom Sign - Women 12" dia. Circle White on Blue ONLY									50.00	G
	760 Engraved Plastic Sign Sketch Required	Letter Size		Material	Per Letter						G
		1/2"		18.00	4.00						
		1"		22.00	5.00						
		2"		32.00	6.00						
		Int'l Code Symbol		40.00	65.00						
	771 Decal Signage "This Door..." Black letters on Silver ONLY									12.00	G
	THIS DOOR TO REMAIN UNLOCKED DURING BUSINESS HOURS										
















TRIMCO	DESCRIPTION	605/606	613	625	626	628	629	630	Cu+	Special*	Cat Sec.
773	Decal Signage "These Doors..." Black letters on Silver ONLY									12.00	G
<small>(THESE DOORS TO REMAIN UNLOCKED DURING BUSINESS HOURS)</small>											
	793 Engraved Metal Sign Sketch Required	Letter Size		Material	Per Letter						G
		1/2"		35.00	9.00						
		1"		40.00	10.00						
		2"		55.00	15.00						
		Int'l Code Symbol		99.00	110.00						
	802 3-Way Catch Machine Finish 3/8" x 1-5/16"	Finish 606		Finish: 626							C
		10.50		10.50							
	804 3-Way Catch Machine Finish 1/2" x 2-3/4"	15.00		15.00							C
	810 Heavy Duty Magnetic Catch 3-1/4" x 1" x 3/4" 603 finish only						Zinc over			9.50	
	975 Door Viewer 160°	6.00	30.00	6.00**							G
	975-1 Door Viewer 160° - 1 1/16" to 1-1/16" thick door	9.00		9.00**							G
	975L Door Viewer - Extra Long 160°	6.90	35.00	6.90**							G
	975U U.L. Door Viewer 160°	7.50	60.00	7.50**							G
	976 Door Viewer 180°	8.50	52.00	8.50**							G
	976U U.L. Door Viewer 180°	9.50	54.00	9.50**							G
											* = Only available in the 605 finish ** = Only available in the 625 finish
	1001-1 Push Plate 3" x 12"	15.50	20.90		20.00	8.00	19.40	8.60	30.00	20.90	D
	1001-1CFC Push Plate 3" x 12" - Cut for Cyl	29.50	34.50		35.00	22.00	33.00	21.10		35.00	D
	1001-2 Push Plate 3-1/2" X 15"	17.20	22.80		22.00	8.00	20.10	9.15	33.00	22.90	D
	1001-2CFC Push Plate 3-1/2" X 15" - Cut for Cyl	31.00	36.50		35.00	22.00	31.20	21.65		36.50	D
	1001-3 Push Plate 4" x 16"	20.00	25.50		25.00	8.00	19.75	9.90	35.00	25.50	D
	1001-3CFC Push Plate 4" x 16" - Cut for Cyl	33.70	39.00		39.00	22.00	32.25	22.40		39.00	D
	1001-9 Push Plate 6" x 16"	31.50	40.50		32.00	11.50	21.85	13.50	55.00	40.50	D
	1001-9CFC Push Plate 6" x 16" - Cut for Cyl	45.50	54.00		45.00	25.00	34.35	26.00		54.00	D
	1001-11 Push Plate 8" x 16"	39.50	52.00		45.00	17.00	39.50	18.70	65.00	52.00	D
	1001-11CFC Push Plate 8" x 16" - Cut for Cyl	53.00	65.50		59.50	31.00	52.00	31.20		65.50	D
	1001-3P Black Plastic Push Plate 4" x 16" (Grey and Clear Available)									7.30	D
Standard Cut for Cylinder is 1-1/4" dia. hole, 2" from top of plate, centered to center of hole. CFC = Cut for Cylinder											
	1010-2 Pull Plate 3-1/2" x 15" with 5" ctc Pull	40.50			47.00	22.00				60.00	D
	1010-3 Pull Plate 4" x 16" with 5" ctc Pull ADA	44.50			50.00					65.00	D
	1012-2 Pull Plate 3-1/2" x 15" with 5-1/2" ctc Pull		120.00		60.00					120.00	D
	1012-3 Pull Plate 4" x 16" with 5-1/2" ctc Pull ADA		122.00		59.00					122.00	D



TRIMCO	DESCRIPTION	605/606	613	625	626	628	629	630	Cu+	Special*	Cat Sec.
	1013-2 Pull Plate 3-1/2" x 15" with 5-1/2" ctc Pull	49.50	53.00				60.00	54.00		60.00	D
	1013-2B Pull Plate 3-1/2" x 15" with 8" ctc Pull	54.50	60.00				72.00	66.00		72.00	D
	1013-3 Pull Plate 4" x 16" with 5-1/2" ctc Pull	53.00	58.00				62.00	57.00		64.00	D
	1013-3B Pull Plate 4" x 16" with 8" ctc Pull Set ADA	58.00	65.00				75.00	68.50		75.00	D
	1014-2 Pull Plate 3-1/2" x 15" with 6" ctc Pull	56.00	59.00					50.00		59.00	D
	1014-2B Pull Plate 3-1/2" x 15" with 8" ctc Pull	62.00	65.00					58.00		65.00	D
	1014-3 Pull Plate 4" x 16" with 6" ctc Pull	54.00	64.00					52.00		64.00	D
	1014-3B Pull Plate 4" x 16" with 8" ctc Pull ADA	67.00	70.00					61.00		70.00	D
	1015-2 Pull Plate 3-1/2" x 15" with 6" ctc Pull	55.00	60.00				55.00	45.00		60.00	D
	1015-2B Pull Plate 3-1/2" x 15" with 8" ctc Pull	60.00	65.00				60.00	45.00		65.00	D
	1015-3 Pull Plate 4" x 16" with 6" ctc Pull	59.00	64.00				60.00	46.00		68.50	D
	1015-3B Pull Plate 4" x 16" with 8" ctc Pull ADA	64.00	69.00				70.00	50.25		75.00	D
	1017-2 Pull Plate 3-1/2" x 15" with 6" ctc Pull	51.00	61.00				45.50	31.00	54.00	62.50	D
	1017-2B Pull Plate 3-1/2" x 15" with 8" ctc Pull	55.00	63.00				50.50	35.00	57.00	64.50	D
	1017-3 Pull Plate 4" x 16" with 6" ctc Pull	56.00	65.00				46.90	35.00	58.00	65.00	D
	1017-3B Pull Plate 4" x 16" with 8" ctc Pull ADA	60.00	70.00				51.50	38.00	63.00	70.00	D
	1018-2 Pull Plate 3-1/2" x 15" with 8" ctc Pull	85.00	100.00				69.00	56.00	77.00	100.00	D
	1018-2B Pull Plate 3-1/2" x 15" with 10" ctc Pull	93.00	110.00				72.00	62.00	94.00	110.00	D
	1018-3 Pull Plate 4" x 16" with 8" ctc Pull	88.00	104.00				72.00	62.00	94.00	104.00	D
	1018-3B Pull Plate 4" x 16" with 10" ctc Pull ADA	96.00	119.00				78.50	64.00	102.00	119.00	D
	1041-4 Push Plate 8" x 16"	95.00	100.00				125.00	110.00		125.00	D
	1056-4 Pull Plate 8" x 16" with 8" ctc Pull ADA	125.00	145.00				185.00	160.00		185.00	D
	1059 Round Flush Cup Pull Drive fit		60.00	60.00	60.00					60.00	D
	1060 Flush Pull 2-3/4" x 4-1/4"	45.00	47.00	45.00	38.00			78.00		52.00	D
	1061 Flush Pull 2-1/16" x 3-1/8"	42.00	43.00	42.00	36.00			75.00		50.00	D
	For Same Finish Inside Cup and Outside add 20%										
	1062 Concealed Door Pull Edge 1" x 4-1/4"	50.00	50.00	50.00	50.00					55.00	D
	1063 Concealed Center Door Pull 3-7/8" x 3/4"	14.00	18.00		16.00					23.00	D
















TRIMCO	DESCRIPTION	605/606	613	625	626	628	629	630	Cu+	Special*	Cat Sec.
	1064 Pocket Door Pull - Passage for both a 1-3/8" and 1-3/4" door	13.50	16.00	16.00	13.50					18.00	D
	1064FCP Pocket Door Pull	5.00	6.00	5.00	6.00					10.00	D
	1065 Pocket Door Pull - Privacy for a 1-3/8" door	15.00	17.00	17.00	15.00					18.00	D
	1065-175 Pocket Door Pull - Privacy for 1-3/4" door	16.00	18.00	18.00	15.00					22.00	D
	1065CD Pocket Door Pull - Connecting Door for a 1-3/8" door or 1-3/4" door add \$1.00 list	15.45	16.50	15.45	15.45					17.50	D
	1066S Flush Pull Spindle Type 9/32" Square Spindle		225.00	230.00	225.00					230.00	D
	1066S-516 Flush Pull Spindle Type 5/16" Square Spindle		225.00	230.00	225.00					230.00	D
	1066S-38 Flush Pull Spindle Type 3/8" Square Spindle		225.00	230.00	225.00					230.00	D
	1066S-DUMMY FLUSH PULL DUMMY					ADD	\$20.00				
Additional charge for special prep or modifications of \$20.00 NET. Specify spindle orientation on square or diamond. For special prep specify lockset											
	1067 Flush Pull Spindle Type 9/32" Square Spindle		230.00	235.00	220.00					240.00	D
	1067-516 Flush Pull Spindle Type 5/16" Square Spindle		230.00	235.00	220.00					240.00	D
	1067-38 Flush Pull Spindle Type 3/8" Square Spindle		230.00	235.00	220.00					240.00	D
	1067-DUMMY FLUSH PULL DUMMY					ADD	\$20.00				
Additional charge for special prep or modifications of \$20.00 NET. Specify spindle orientation on square or diamond. For special prep specify lockset											
	1068 Flush Pull Spindle Type 9/32" Square Spindle		375.00	375.00	365.00					375.00	D
	1068-516 Flush Pull Spindle Type 5/16" Square Spindle		375.00	375.00	365.00					375.00	D
	1068-38 Flush Pull Spindle Type 3/8" Square Spindle		375.00	375.00	365.00					375.00	D
	1068-DUMMY FLUSH PULL DUMMY					ADD	\$20.00				
Additional charge for special prep or modifications \$20.00 NET. Specify spindle orientation on square or diamond. For special prep specify lockset											
	1069 Sliding Door - Push/Pull	135.00	135.00	135.00	135.00		135.00	130.00 195.00		145.00	D
	ADA										
	1069L Sliding Door Pull - Passage latchset	210.00	220.00	210.00	210.00		215.00	210.00 280.00		225.00	D
	ADA										
	1070-2 Classic Push Plate 3-1/2" x 15" only		100.00		100.00					120.00	B
	1071-2 Classic Pull Plate 3-1/2" x 15" only with 8" ctc Pull		210.00		210.00					220.00	B
	ADA										
	1074-1 Barn Door Latchset - Privacy Specify Handing ADA							200.00			
	1074-2 Barn Door Mortise Latchset Specify Handing Customer Supplies Cylinder ADA							505.00			B
											flyer included in 2nd page fo price list





















TRIMCO	DESCRIPTION	605/606	613	625	626	628	629	630	Cu+	Special*	Cat Sec.
	1082-4 Cylindrical Lock Guard - 4"							32.00		60.00	D
	1082-6 Cylindrical Lock Guard - 6"							50.00		70.00	D
	1082-6S Cylindrical Lock Guard - 6" w/welded							70.00		95.00	D
	1082-8 Lock Guard for Alum Stile doors							55.00 630 Only			
<p>Note: Special Finishes are Powder Coat - There is a Set-up Charge of \$400.00 NET, per order, per color.</p> <p>1082-8-RH and 1082-8-LH - handing of door is required</p>											
	1096HA Anti-Vandal Pull with Astragal - ADA		280.00				280.00	225.00		280.00	D
	1097HA Anti-Vandal Pull without Astragal - ADA		280.00				280.00	225.00		280.00	D
	1096IRHA Anti-Vandal Pull for IR Device ONLY - No SP Charge with Astragal - ADA		280.00				230.00	190.00		280.00	D
	1097IRHA Anti-Vandal Pull for IR Device ONLY - No SP Charge		280.00				230.00	190.00		280.00	D
	FC Flush Cylinder** - 1-1/2" dia. Hole									15.00	
	NC No Cylinder Cutout**									15.00	
	RC Rounded Corners is Standard										
	SP Lugs Mated to Panic or Locks with Escutcheons**									40.00	
<p>Specify Handing, Device, and Backset when ordering</p> <p>See Page ix in the section of this Price Book for Required Ordering information form that needs to be sent in with order or to our website for this form.</p>											
	1096TL Tuf-Lok System Anti-Vandal Push & Pull Latch System (w/o Cylinder) (Mortise Lock included) Classroom Function ADA		950.00				950.00	785.00		950.00	D
	1097TL Tuf-Lok System Anti-Vandal Push & Pull Latch System (w/o Cylinder) (Mortise Lock included) Classroom Function No Astragal ADA		950.00				950.00	785.00		950.00	D
	CYL Cylinder provided by Trimco (Please specify cylinder and keyway)									50.00	D
	1098RGHA Anti-Vandal - Handle Only ADA With/without cylinder prep Mate to customers mortise or deadlock.							280.00		350.00	D
	1098RG Anti-Vandal Pull Assy.- With PDQ Cylindrical Lock With small format I.C. Cyl With/without hold back No plugs or keys supplied ADA							600.00		650.00	D
	1098 RGL Anti-Vandal Pull Assy. With PDQ Cylindrical Lock With large format I.C. Cyl No plugs or keys supplied ADA							600.00		650.00	
	1098 HA Anti-Vandal Handle Only Narrow style, no astragal.							300.00		350.00	
	1098 SPHA Anti-Vandal Handle Only Narrow style, with astragal.							350.00		400.00	
	1099RGHA Mated to exit device (Specify) Anti-Vandal - Handle Only Same as 1098RGHA above Except no astragal							280.00		350.00	D
	1099RG In swinging doors ADA Anti-Vandal Pull Assy. Same as small format 1098RG above Except no astragal In swinging doors ADA							600.00		650.00	





TRIMCO	DESCRIPTION	605/606	613	625	626	628	629	630	Cu+	Special*	Cat Sec.
	1099RGL Anti-Vandal Pull Assy. Same as large format 1098RGL above Except no astragal In swinging doors ADA							600.00		650.00	
	1099 HA Anti-Vandal Handle Only Narrow style, no astragal.							280.00		350.00	
	1099 SPHA Anti-Vandal Handle Only Narrow style, no astragal. Mated to exit device (Specify)							300.00		350.00	
QUANTITY PRICING IS AVAILABLE											
	1102S Pull - 5-1/4" ctc Surface Mounted Special BTB Application Available ADA	42.00	42.00		38.00	20.00				45.00	D
	1102T Pull - 5-1/2" ctc Thru-bolt Mounted Special BTB Application Available ADA	42.00	42.00		38.00	20.00				45.00	D
	1109-1 Pull - 5-1/2" ctc ADA Special BTB Application Available		100.00							100.00	D
	1111A Flush Pull - 5" x 5" Mounting holes in Cup ADA BTB not available use the 1111B	160.00	170.00				170.00	120.00		170.00	D
	1111B* Flush Pull - 5" x 5" Mounting Holes in Face Plate ADA Special BTB Application Available	160.00	170.00				170.00	120.00		170.00	D
	1111C* Flush Pull - 6" x 6" Mounting holes in Cup Meets California Disability Requirements ADA Special BTB Application Available		180.00				185.00	150.00		185.00	D
	1113 Flush Pull 1-3/8" x 3-3/16"		27.30		30.00					46.00	D
	1115 Flush Pull 3-1/2" x 4-3/4"	60.00	60.00				58.00	28.00		60.00	D
	1115B Flush Pull - BTB / Pair 3-1/2" x 4-3/4"	120.00	120.00				116.00	58.00		120.00	D
	1115C Flush Pull 3-1/2" x 4-3/4" Mounting in Cup	60.00	60.00				58.00	28.00		60.00	D
	1115P Flush Pull - BTB with Lugs 3-1/2" x 4-3/4"	145.00	145.00				145.00	88.00		145.00	D
	1116 Flush Pull with Cylinder Prep 6-1/8" x 8"		135.00				135.00	85.00		160.00	D
	1116A Flush Pull with Cylinder Prep 6-1/8" x 5" \$50.00 net set-up charge for less than 25 pieces		110.00				110.00	75.00		160.00	D
	1117-1 Pull - 5" ctc ADA Special BTB Application Available	35.00	40.00	42.00	35.00				60.00	42.00	D
	1120 Pull - 6" ctc ADA		120.00							130.00	D



STOCKED ITEMS

LOS ANGELES



LOS ANGELES AND ELIZABETHTOWN, PA



TRIMCO	DESCRIPTION	605/606	613	625	626	628	629	630	Cu+	Special*	Cat Sec.
	1134 Hospital Pull - 6" ctc ADA		120.00		120.00			180.00		120.00	D
	1134B Hospital Pull - 4-7/8" ctc BTB / Pair ADA		245.00		245.00			360.00		245.00	D
	1135 Hospital Pull - 6" ctc ADA	95.00	95.00				95.00	95.00		95.00	D
	1139-1 Pull - 6" ctc ADA	40.00	41.00				37.50	34.00		41.00	D
	1139-2 Pull - 8" ctc ADA	42.00	42.50				40.00	36.00		43.00	D
	Special BTB Application Available										
	1150 1/2" dia. Pull - 6" ctc ADA	50.00	51.00				50.00	44.00		51.00	D
	1151 1/2" dia. Pull - 8" ctc ADA	55.00	57.00				54.00	46.00		57.00	D
	Special BTB Application Available										
	1160 1" dia. Straight Door Pull with 3/4" dia. Posts Square Ends - ADA										Price By Quotation
	1161 1-1/4" dia. Straight Door Pull with 1" dia. Posts Square Ends - ADA										Price By Quotation
	1162 1-1/2" dia. Straight Door Pull with 1-1/4" dia. Posts Square Ends - ADA										Price By Quotation
	1163 1" dia. Straight Door Pull with 3/4" dia. Posts Rounded Ends - ADA										Price By Quotation
	1164 1-1/4" dia. Straight Door Pull with 1" dia. Posts Rounded Ends - ADA										Price By Quotation
	1165 1-1/2" dia. Straight Door Pull with 1-1/4" dia. Posts Rounded Ends - ADA										Price By Quotation
	1170 1" dia. Door Pull with Cast Offset Posts Square Ends - ADA										Price By Quotation
	1171 1-1/4" dia. Door Pull with Cast Offset Posts Square Ends - ADA										Price By Quotation
	1172 1-1/2" dia. Door Pull with Cast Offset Posts Square Ends - ADA										Price By Quotation
	1173 1" dia. Door Pull with Cast Offset Posts Rounded Ends - ADA										Price By Quotation
	1174 1-1/4" dia. Door Pull with Cast Offset Posts Rounded Ends - ADA										Price By Quotation
	1175 1-1/2" dia. Door Pull with Cast Offset Posts Rounded Ends - ADA										Price By Quotation

available with








STOCKED ITEMS

LOS ANGELES



LOS ANGELES AND ELIZABETHTOWN, PA
















TRIMCO	DESCRIPTION	605/606	613	625	626	628	629	630	Cu+	Special*	Cat Sec.
											
1191-1	3/4" dia. 90° Offset Pull - 8" ctc ADA						88.00	67.50	126.00	110.00	D
F1191-1	3/4" dia. 90° Offset Pull - 8" ctc ADA - with FOCAL option						99.00	92.00		128.00	D
1191-2	3/4" dia. 90° Offset Pull - 10" ctc ADA						99.00	75.00	138.00	108.00	D
F1191-2	3/4" dia. 90° Offset Pull - 10" ctc ADA - with FOCAL option						120.00	90.00		125.00	
1191-3	1" dia. 90° Offset Pull - 10" ctc ADA						100.00	76.00	125.00	140.00	D
F1191-3	1" dia. 90° Offset Pull - 10" ctc ADA - with FOCAL option						120.00	95.00		160.00	D
1191-4	1" dia. 90° Offset Pull - 12" ctc ADA						105.00	80.00	140.00	150.00	D
F1191-4	1" dia. 90° Offset Pull - 12" ctc ADA - with FOCAL option						130.00	110.00		170.00	D
1191-4J	1-1/4" dia. 90° Offset Pull - 12" ctc ADA						260.00	225.00	325.00	280.00	D
F1191-4J	1-1/4" dia. 90° Offset Pull - 12" ctc ADA - with FOCAL option						280.00	245.00		300.00	D
1191-5	1" dia. 90° Offset Pull - 18" ctc ADA						170.00	130.00	225.00	200.00	D
F1191-5	1" dia. 90° Offset Pull - 18" ctc ADA - with FOCAL option						185.00	170.00		220.00	D
1191-5J	1-1/4" dia. 90° Offset Pull - 18" ctc ADA						265.00	240.00	360.00	300.00	D
F1191-5J	1-1/4" dia. 90° Offset Pull - 18" ctc ADA - with FOCAL option						285.00	260.00		320.00	D
											
1193-1	3/4" dia. 3/4" Round Pull 5-1/2" ctc ADA				60.00			56.00		66.00	D
1193-2	3/4" dia. 3/4" Round Pull 8" ctc ADA Special BTB Application Available				62.00			59.00		70.00	D
											
1194-1	3/4" dia. Straight Pull - 6" ctc ADA				40.00		33.00	26.00	45.00	42.00	D
1194-2	3/4" dia. Straight Pull - 8" ctc ADA				45.00		36.00	30.00	50.00	48.00	D
1194-3	3/4" dia. Straight Pull - 10" ctc ADA				50.00		42.00	33.00	55.00	56.00	D
1194-4	3/4" dia. Straight Pull - 12" ctc ADA				60.00		48.00	40.00	65.00	60.00	D
											
1195-1	1" dia. Straight Pull - 8" ctc ADA				65.00		56.00	48.00	75.00	80.00	D
1195-2	1" dia. Straight Pull - 10" ctc ADA				70.00		64.00	54.00	85.00	90.00	D
1195-3	1" dia. Straight Pull - 12" ctc ADA				85.00		70.00	60.00	93.00	96.60	D
1195-3J	1-1/4" dia. Straight Pull - 12" ctc ADA				197.60		220.00	175.00	230.00	250.00	D
1195-6	1" dia. Straight Pull - 18" ctc ADA				103.00		107.00	86.00	135.00	150.00	D
1195-6J	1-1/4" dia. Straight Pull - 18" ctc ADA				239.20		240.00	200.00	300.00	280.00	D
											
1199-1	1" dia. 1/2" Round Straight Pull 6" ctc ADA							49.00		60.00	D
1199-2	1" dia. 1/2" Round Straight Pull 8" ctc ADA Special BTB Application Available See Page iv for Mounting Chart and Pricing							58.00		68.00	D



TRIMCO	DESCRIPTION	605/606	613	625	626	628	629	630	Cu+	Special*	Cat Sec.
	1200 Floor Stop Wood Screws				21.50					28.00	F
	1201 Floor Stop Combo Pack	23.00	30.00		21.50					30.00	F
	1201-5 Floor Stop - 5" MS ES only		95.00		95.00					105.00	F
	1201CK Floor Stop Combo Pack - Torx Screws				35.00					45.00	F
	D1201000073 Rubber only for the 1200 & 1201 (Grey Only)									1.00	
	D1224000073 Rubber only for the 1201-5 (Grey Only)									2.50	
	1204 Base Stop Wood Screws		26.50		22.00					27.50	F
	1205 Base Stop Combo Pack		26.50		22.00					27.50	F
	D1201000073 Rubber only for the 1204 & 1205 (Grey Only)									1.00	
	1206 Base Stop & Holder Wood Screws		44.50		31.50					45.00	F
	1207 Base Stop & Holder Combo Pack		44.50		31.50					45.00	F
	D1201000073 Rubber only for the 1206 & 1207 (Grey Only)									1.00	
	1208 Base Stop - 3-3/8" Projection Hanger Bolt	11.50	11.50	13.50	11.50					13.50	F
	D1208000073 Rubber only for the 1208 (Grey Only)									1.00	
	1209 Heavy-duty Floor Stop, Vertical Grade 8 Tensile Bolt				43.50			43.50		56.00	F
	1209W Heavy-duty Wall Stop, Horizontal SS Cap Screw							43.50			F
	1209HA Heavy-duty Floor Stop, 3" High Rubber with 1" dia. 7" long Stainless Steel Post (Call for Pricing)										F
	1209HO Heavy-duty Floor Stop, Hold-Open							75.00			F
	Other finishes are sprayed to match										
	1209HA										
	1211 Cast Universal Dome Stop Low Rise Lip x High Rise Rubber Combo Pack	8.00	8.00	8.00	8.00					9.50	F
	D1211000073 Rubber only for the 1211 (Grey Only)									1.00	
	W1211 Wrought Universal Dome Stop Combo Pack	8.00	8.00				9.10	8.00		9.50	F
	D1210000073 Rubber only for the W1211 (Grey Only)									1.00	
	1211CL Carpet Riser for Cast 1211 1/2" riser (Aluminum) - Specify Stop Finish						3.50				F
	1211CH Carpet Riser for Cast 1211 3/4" riser (Aluminum) - Specify Stop Finish					4.25					F
	NOTE-RISERS NOT AVAILABLE FOR W1211										
	1214 Floor Stop - 1-3/4" high Combo Pack	26.00	26.00	26.00	22.00					30.00	F
	1214H Floor Stop - 2-1/4" high Combo Pack	30.00	29.00	32.00	25.00					33.00	F
	1214CK Floor Stop - 2-1/4" high Combo Pack - Torx Screws	29.65	34.65	34.30	29.65					40.60	F
	D1214CK0073 Rubber only for the 1214 (Grey Only)									2.50	
	1214CK x 1268CK Floor Stop & Anchor Plate 2-1/4" High with Torx Screws	100.00	100.00	110.00	98.00					110.00	F
	D1214CK0073 Rubber only for the 1214 (Grey Only)									3.00	
















TRIMCO	DESCRIPTION	605/606	613	625	626	628	629	630	Cu+	Special*	Cat Sec.
	1215CKU Universal Floor Stop Low Lip x High Rubber Combo Pack		28.50		24.50					28.50	F
D121500073	Rubber only for the 1215CKU (Grey Only)									2.50	
	1217P Angle Stop for Pair of Doors				30.00					40.00	F
	1217S Angle Stop for Single Door				30.00					40.00	F
	1220-5 Kickdown Door Holder - 5"	32.00	35.00		30.00	20.00				35.00	F
	1221-4 Kickdown Door Holder - 4" Finish is Sprayed to Match	13.50 (606 Only)	17.35		13.00	13.55				25.00	F
	1221-4FF Kickdown Door Holder - 4" Full Finish (Hand Polished)	30.00	30.00		30.00	26.00				35.00	F
D122000073	Rubber only for the 1220 & 1221 (Grey Only)									1.00	
	1223 Floor Stop & Holder Wood Screws				30.00					45.00	F
	1224 Floor Stop & Holder Combo Pack				37.50					45.00	F
D120100073	Rubber only for the 1223 & 1224 (Grey Only)									1.00	
	1224-5 Floor Stop & Holder - 5" Combo Pack				108.00					125.00	F
D122400073	Rubber only for the 1224-5 (Grey Only)									2.50	
	1229A Silencers (price per 100) Sold in multiples of 100 For use on metal frames									10.00	F
	1229B Silencers (price per 100) Sold in multiples of 100 For use on wood frames									10.00	F
	1229EL Elevator Bumpers (price per 125) Grey only Sold in multiples of 125									250.00	F
	1231 Floor Stop - 2" High Combo Pack		26.00		18.00					28.00	F
	1233 Floor Stop - 2-7/8" High Combo Pack		30.00		21.00					31.00	F
D120100073	Rubber only for the 1231 & 1233 (Grey Only)									1.00	
	1234 Floor Stop & Holder Combo Pack		40.00		28.50					45.00	F
D120100073	Rubber only for the 1234 (Grey Only)									1.00	
	1235 Base Stop Wood Screws 2-3/4" Projection		24.00		18.00					25.00	F
	1240 Hinge Pin Stop 1/4" Hinge Pin									5.20 (619 Only)	F
	1244 Roller Stop 4-1/4" Projection		41.00		28.00					45.00	F
	1244-6 Roller Stop 6-1/2" Projection		47.00		30.00					50.00	F
D124400073	Rubber only for the 1244 & 144-6 (Grey Only)									2.50	





TRIMCO	DESCRIPTION	605/606	613	625	626	628	629	630	Cu+	Special*	Cat Sec.
	1245 Roller Stop Curved		55.00		30.00					60.00	F
	D1244000073 Rubber only for the 1245 (Grey Only)									2.50	
	1254 Wall Stop & Holder 2-1/8" Projection Combo Pack		78.75		50.00					78.75	F
	1255 Plunger Door Holder		80.00		62.00					80.00	F
	D1255000073 Rubber only for the 1255 (Grey Only)									1.00	
	1257M Floor Stop & Holder MS & ES		210.00		210.00					225.00	F
	1257R Riser for the 1257M Aluminum Sprayed to Match Specify Stop Finish 5" High					220.00				250.00	F
	1258M Floor Stop MS & ES				160.00					160.00	F
	1260P Pipe Adapter Strike .75 IPS Add \$10.00 NET for 12" Pipe				75.00					80.00	F
	1260W Wall Stop and Holder with Strike				55.00					65.00	
	1260WP Wall Stop and Holder with Pipe Adapter Strike Add \$10.00 NET for 12" pipe				140.00					150.00	
	1261 Floor Stop & Holder 1/2" Door Clearance		85.00		65.00					88.00	F
	1263 Floor Stop & Holder 1-1/16" Door Clearance		90.00		70.00					92.00	F
	1265 Floor Stop & Holder 1-9/16" Door Clearance		99.00		75.00					99.00	F
	1267 Floor Stop & Holder 2-1/16" Door Clearance		103.00		85.00					105.00	F
	1268 Anchor Plate Sprayed to Match 3-1/2" diameter Add \$2.20 NET for adapting for a stop					42.00				50.00	F
	1268CK Anchor Plate Sprayed to Match 2-3/4" diameter Add \$2.20 NET for adapting for a stop					62.00				65.00	F














STOCKED ITEMS

LOS ANGELES















LOS ANGELES AND ELIZABETHTOWN, PA



TRIMCO	DESCRIPTION	605/606	613	625	626	628	629	630	Cu+	Special*	Cat Sec.
	1270CV Cast Wall Bumper Concave Combo Pack		10.50		7.70						11.00 F
	1270WV Wrought Wall Bumper Concave Combo Pack	4.00	4.00		3.50		4.00	3.50			4.00 F
	D1270010073 Concave Rubber for the 1270CV & 1270WV (Grey Only)										1.00
	1270CX Cast Wall Bumper Convex Combo Pack		10.50		7.70						11.00 F
	1270WX Wrought Wall Bumper Convex Combo Pack	4.00	4.00		3.50		4.00	3.50			4.00 F
	D1270020073 Convex Rubber for the 1270CX & 1270WX (Grey Only)										1.00
	1270CVPV Cast Concave Wall Bumper Prison Version with Torx Screws Expansion Shield & Anti Rotation Pin		22.00		18.50						22.00
	1270CVSV Cast Concave Wall Bumper School Version Surface Mounting		27.00		18.50						27.00
	D1270020073-Concave Rubber for the 1270CVSV & 1270CVPV (Grey Only)										1.00
	1270CXPV Cast Convex Wall Bumper Prison Version with Torx Screws,		22.00		18.50						22.00
	1270CXSV Cast Convex Wall Bumper School Version Surface Mounting		27.00		18.50						27.00 F
	D1270020073 Convex Rubber for the 1270CXSV & 1270CXPV (Grey Only)										1.00
	1275RP Small Cast Wall Bumper Convex Rubber Only		8.50		7.70						10.00 F
	1277/79 Large Cast Wall Bumper 4" diameter Convex Rubber Only Combo Pack		45.00		40.00						45.00 F
	D1277000073 Rubber only for the 1277/79 (Grey Only)										9.00
	1278CV Cast Décor Wall Bumper Concave - Combo Pack		13.80		12.75						13.80 F
	1278CX Cast Décor Wall Bumper Convex - Combo Pack		13.80		12.75						13.80 F
	D1270010073 Rubber only for the 1278CV (Grey Only)										1.00
	D1270020073 Rubber only for the 1278CX (Grey Only)										1.00
Combo Packs consist of:											
TB - Toggle Bolt											
ES - Expansion Shield											
MS - Machine Screw											
WS - Wood Screw											
	L1280 Door Stop & Holder		50.00		45.00						50.00 F
	L1280CI Door Stop & Holder Sprayed to Match		33.00		33.00						35.00 F
	1283-2S "Adjustre" Floor Stop & Holder		110.00		110.00						120.00 F





TRIMCO	DESCRIPTION	605/606	613	625	626	628	629	630	Cu+	Special*	Cat Sec.
	1283-4S "Adjustre" Wall Stop & Holder Adjustable Wall Strike		110.00		110.00					120.00	F
	1283LS "Adjustre" Floor Stop & Holder (Lockable)				225.00						F
	1283-6S "Adjustre" Wall Stop & Holder Adjustable Wall Strike		130.00		130.00					130.00	F
	1291 Floor Stop 2-1/2" High									7.30	F
	1290 Floor Stop and Holder Heavy-duty		285.00		285.00					285.00	F
	1296 Base Stop - 4" Projection with Hanger Bolt		18.00		15.00					20.00	F
	1296S Base Stop - 4" Projection Surface Mounting		18.00		15.00					20.00	F
	1298 Door Stop 4-3/16" Projection		70.00	70.00	70.00					70.00	F
	D1201000073 Rubber only for the 1298 (Grey Only)									1.00	
	1301 9" ctc Special BTB Application Available		140.00		140.00					150.00	B
	1310 Masterpiece Pull 12" ctc		980.00		980.00					995.00	B
	1310-1 ADA Masterpiece Pull 8" ctc ADA		780.00		780.00					800.00	B
	1320 Masterpiece Pull ADA		780.00		780.00					800.00	B
	1330 Masterpiece Pull ADA		985.00		985.00					990.00	B
	1340 Masterpiece Pull 21" ctc ADA		1400.00		1400.00					1500.00	B
	1340-10 10" ctc ADA		1350.00		1350.00					1390.00	


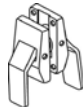

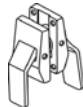


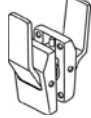
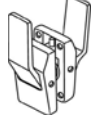

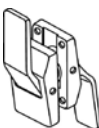

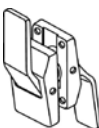





TRIMCO	DESCRIPTION	605/606	613	625	626	628	629	630	Cu+	Special*	Cat Sec.
	1342 Masterpiece Pull 17-1/4" ctc ADA		800.00		800.00					900.00	B
	1350L Masterpiece Pull - Left Hand 9" ctc ADA		950.00		950.00					990.00	B
 Right Hand Shown	1350R Masterpiece Pull - Right Hand 9" ctc ADA		950.00		950.00					990.00	B
	1360 Masterpiece Pull 4-3/4" ctc		850.00		850.00					900.00	B
	1370 Masterpiece Pull 8" ctc		675.00		675.00					700.00	B
	1380 Masterpiece Pull 5" x 5" ADA		675.00		675.00					700.00	B
	1390 Masterpiece Pull 6" ctc ADA		850.00		850.00					880.00	B
	1410 Masterpiece Pull 22-3/4" ctc ADA		950.00		950.00					990.00	B
	1410-1 Masterpiece Pull 17" ctc ADA		850.00		850.00					900.00	B
	1502 2-3/4" Backset Latchbolt	60.00	60.00	60.00	60.00					65.00	C
	1503 3-3/4" Backset Latchbolt	65.00	65.00	65.00	60.00					70.00	C
	1505 5" Backset Latchbolt Only for the Push/Pull Latch	70.00	70.00	70.00	60.00					75.00	C
	For Reversed Action Latchbolt only Add:	60.00	60.00	60.00	52.00					65.00	C
	1554 Heavy-duty Roller Latch other Strikes (A & C) add \$1.00	67.60	68.25	72.80	65.50					72.80	C
	1555 Closet Ball Catch	14.00	17.00	17.00	14.00					18.00	C
	1555L Closet Ball Catch with Long Strike	16.00	17.00	18.00	16.00					20.00	C
	1559W_ Heavy-duty Roller Latch Specify Strike: A, B or C (included in price)	40.00	42.00	40.00	35.00					42.00	C
	1559WA										
	1559WB										
	1559WC										
	1559A Cast Strike ONLY for the Heavy-duty Roller Latch (available for 1554 roller latch)	36.00	36.00	36.00	32.00					36.00	C
	1559B T-Strike ONLY for the Heavy-duty Roller Latch	32.00	32.00	32.00	21.00					32.00	C
	1559C ASA Strike ONLY for the Heavy-duty Roller Latch (available for 1554 roller latch)	32.00	32.00	32.00	21.00					32.00	C





TRIMCO	DESCRIPTION	605/606	613	625	626	628	629	630	Cu+	Special*	Cat Sec.
	1559BL Roller Latch with Angle Stop and Modified "A" Strike	75.00	75.00	65.00	55.00					115.00	C
NEW !! STAINLESS STEEL FINGER											
	1562 Push/Pull Latch Both Levers Down 5" Backset x 2-3/4" T-Strike (Standard)  Specify Handing, Backset and Strike when ordering.		280.00		230.00			280.00	400.00	300.00	C
	1562P Push/Pull Latch Both Levers Down - Engraved 5" Backset x 2-3/4" T-Strike (Standard) ADA Specify Handing, Backset and Strike when ordering.		290.00		245.00			295.00	420.00	320.00	C
	1562Q55 Mortise Push/Pull Lockset Both Levers Down 2-3/4" Backset ONLY ADA For the Mortise locks manufactured by other than PDQ add \$150.00 List Specify Handing when ordering. The 1562Q Series has a 2 year Limited Warranty.		690.00					690.00	825.00	725.00	C
	1562E Exit Only Latch Lever Down 5" Backset and 2-3/4" T-Strike (Standard) ADA Specify Handing, Backset and Strike when ordering.		240.00		190.00			225.00	360.00	260.00	C
	1563 Push/Pull Latch Both Levers Up 5" Backset x 2-3/4" T-Strike (Standard) ADA Specify Handing, Backset and Strike when ordering.		280.00		230.00			280.00	400.00	300.00	C
	1563P Push/Pull Latch Both Levers Up - Engraved 5" Backset x 2-3/4" T-Strike (Standard)  ADA Specify Handing, Backset and Strike when ordering.		290.00		245.00			295.00	420.00	320.00	C
	1580 Push/Pull Latch Push Lever Up / Pull Lever Down 5" Backset x 2-3/4" T-Strike (Standard) ADA  Specify Handing, Backset and Strike when ordering.		280.00		230.00			280.00	400.00	300.00	C
	1580P Push/Pull Latch Push Lever Up / Pull Lever Down - Engraved 5" Backset x 2-3/4" T-Strike (Standard)  ADA Specify Handing, Backset and Strike when ordering.		290.00		245.00			295.00	420.00	320.00	C

CuVerro ANTI-MICROBIAL COPPER SUPPLIED ON PADDLES AND COVERS





TRIMCO	DESCRIPTION	605/606	613	625	626	628	629	630	Cu+	Special*	Cat Sec.
--------	-------------	---------	-----	-----	-----	-----	-----	-----	-----	----------	----------

If Substituting 4-7/8" Strike add \$2.00 NET.
 Add \$90.00 List **each** for Lead Lined Escutcheon Plate (1592LLE) and/or Lead Lined Tube (1592LLT)

CuVerro ANTI-MICROBIAL COPPER SUPPLIED ON PADDLES AND COVERS

PDQ Mortise chassis supplied as standard for the 1562Q series.
 Alternate chassis are available at an additional cost of \$150 list and longer lead-time.

	1581	Push/Pull Latch Push Lever Down / Pull Lever Up 5" Backset x 2-3/4" T-Strike (Standard) ADA Specify Handing, Backset and Strike when ordering.	270.00		230.00			280.00	400.00	300.00	C
	1581P	Push/Pull Latch Push Lever Down / Pull Lever Up - Engraved ADA Specify Handing, Backset and Strike when ordering.	290.00		245.00			295.00	420.00	320.00	C

	1591	Reverse Push or Pull Latch Push Lever Down 5" Backset x 2-3/4" T-Strike (Standard) ADA Specify Handing, Backset and Strike when ordering.	320.00		360.00			360.00	380.00	400.00	C
	1591P	Reverse Push or Pull Latch, Engraved ADA Specify Handing, Backset, Strike and whether it is a push or pull when ordering.	340.00		380.00			380.00	400.00	420.00	C

The 1591's are made to order and may not be returned.

If Substituting 4-7/8" Strike add \$2.00 NET.
 Add \$90.00 List **each** for lead lined Escutcheon Plate (1592LLE) and/or Lead Lined Tube (1592LLT)

	1592LLE	Lead Lined Escutcheon Plates for the 1562 Series Push/Pull Latchsets (Set of 2)						90.00			C
	1592LLT	Lead Lined Latch Tube for the 1562 Series Push/Pull Latchsets						90.00			C
	1593RK	Replacement Kit Kit for adaptation of 1500 series Push/Pull Latch to doors prepped for a Roller Latch	95.00		95.00					95.00	C
		Strike Only	60.00		60.00					60.00	C

All Push Bar Sets and Push/Pull Sets are priced up to 34" ctc.


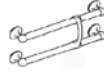











For each additional inch over 34" ctc add: 10.00 12.00 10.00 12.00 11.00 12.00 E

	1630	Push Bar 3/8" x 2-1/2"	300.00	320.00				300.00		320.00	E
	1630B	Push Bar 3/8" x 2-1/2" BTB (Pair) ADA	575.00	680.00				600.00		680.00	E
CTC IS REQUIRED WHEN PLACING ORDER											
	1633	Push Bar 3/8" x 2-1/2" ADA	296.40	315.00				280.00		380.00	E
	1633-1	Lever Handle Protector 3/8" x 1-1/2" x 14" ctc	171.60	190.00				100.00		190.00	E
CTC IS REQUIRED WHEN PLACING ORDER											
	1637	Push Bar 3/8" x 1-1/4" ADA	280.80	346.50				300.00		390.00	E
	J1637	"J" Hook Only for the 1637 Push Bar 1 End (Steel Only)								5.00	E
CTC IS REQUIRED WHEN PLACING ORDER											

	1642	5/8" dia. Push Bar Set 2 Bar Set Brackets - 5/8" x 5-1/2"		240.00		240.00				240.00	E
	1643	5/8" dia. Push Bar Set 3 Bar Set Brackets - 5/8" x 8"		300.00		300.00				300.00	E
	1644	5/8" dia. Push Bar Set 4 Bar Set Brackets - 5/8" x 11"		370.00		320.00				320.00	E









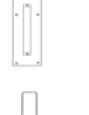
CTC IS REQUIRED WHEN PLACING ORDER



TRIMCO	DESCRIPTION	605/606	613	625	626	628	629	630	Cu+	Special*	Cat Sec.
	1661 1" dia. Push Bar		280.00		240.00					280.00	E
	1662 1" dia. Push Bar 2 Bar Set ADA		600.00		550.00					600.00	E
CTC IS REQUIRED WHEN PLACING ORDER											
	1671 Push Bar 3/8" x 1-1/4"	240.00	290.00					290.00		300.00	E
	1672 Push Bar Set 3/8" x 1-1/4" 2 Bar Set with Long Pull	725.00	760.00					750.00		760.00	E
	1673 Push Bar Set 3/8" x 1-1/4" 4 Bar Set with Long Pull ADA	1000.00	1080.00					1150.00		1250.00	E
CTC IS REQUIRED WHEN PLACING ORDER											
	1682 Push Bar Set 3/8" x 1-1/2" 2 Bar Set	450.00	500.00					500.00		550.00	E
	1683 Push Bar Set 3/8" x 1-1/2" 4 Bar Set x 8" ctc Pull ADA	775.00	860.00					900.00		900.00	E
CTC IS REQUIRED WHEN PLACING ORDER											
<p>All Push Bar Sets and Push/Pull Sets are priced up to 34" ctc. 1700 Series Push Bars and Push/Pull Bar Sets are guaranteed a lead-time of 10 working days in finishes 605, 606, 612, 613 & 630. Prices below are for wood or metal doors 1-3/4" thick. For concealed mounting, specify door type. For Offset pulls, specify hand.</p>											
For each additional inch over 34" ctc add:		8.00	8.00	8.00	8.00	8.00	8.00	8.00		10.00	E
	1729 3/4" dia. Push/Pull Bar Set 10" ctc Pull - E & G Mounting Standard	225.00	270.00	239.20	240.00	121.70	208.00	190.00		270.00	E
	F1729 with fOCAL option ADA	257.00	302.00	271.20	272.00	153.70	240.00	222.00		302.00	E
CTC IS REQUIRED WHEN PLACING ORDER											
	1731 1" dia. Push/Pull Bar Set 10" ctc Pull - E & G Mounting Standard	250.00	305.00	286.00	270.00	167.45	260.00	234.00		312.00	E
	F1731 with fOCAL option ADA	282.00	337.00	302.00	307.60	199.45	292.00	266.00		344.00	E
CTC IS REQUIRED WHEN PLACING ORDER											
	1732 1" dia. Push/Pull Bar Set 12" ctc Pull - E & G Mounting Standard	265.00	350.00	286.00	275.00	172.65	291.20	250.00		372.75	E
	F1732 with fOCAL option ADA	297.00	382.00	318.00	307.00	204.65	323.20	282.00		404.75	E
CTC IS REQUIRED WHEN PLACING ORDER											
	1737 1" dia. 90° Offset Push/Pull Bar Set 10" ctc Offset Pull - E & G Mounting Standard	285.00	375.00	300.00	275.00	214.25	270.40	225.00		375.00	E
	F1737 with fOCAL option ADA	317.00	407.00	332.00	307.00	246.25	302.40	257.00		407.00	E
CTC IS REQUIRED WHEN PLACING ORDER											
	1738 1" dia. 90° Offset Push/Pull Bar Set 12" ctc Offset Pull - E & G Mounting Standard	310.00	390.00	325.00	300.00	229.85	306.80	275.00		390.00	E
	F1738 with fOCAL option ADA	342.00	442.00	357.00	332.00	261.85	338.80	307.00		422.00	E
CTC IS REQUIRED WHEN PLACING ORDER											
	1740 3/4" dia. Push Bar E-mounting Standard	160.00	210.00	176.80	150.00	93.60	145.60	115.00		210.00	E
	F1740 with fOCAL option ADA	176.00	226.00	192.80	176.00	109.60	161.60	131.00		226.00	E
	1741 1" dia. Push Bar E-mounting Standard	180.00	236.25	200.00	185.00	109.20	176.80	135.20		236.25	E
	F1741 with fOCAL option ADA	196.00	252.25	216.00	201.00	125.20	192.80	151.20		252.25	E
CTC IS REQUIRED WHEN PLACING ORDER											













TRIMCO	DESCRIPTION	605/606	613	625	626	628	629	630	Cu+	Special*	Cat Sec.
1745	1-1/4" dia. Push Bar E-mounting Standard	290.00	400.00	325.00	301.60		322.40	270.40		400.00	E
F1745	with fOCAL option	322.00	432.00	357.00	333.60		354.40	302.40		432.00	E
ADA		CTC IS REQUIRED WHEN PLACING ORDER									
	1746 1-1/4" dia. Push/Pull Bar Set 18" ctc Pull - E & G Mounting Standard	600.00	750.00	615.00	565.00		572.40	535.00		750.00	E
F1746	with fOCAL option	632.00	782.00	647.00	597.00		604.40	567.00		782.00	E
ADA		CTC IS REQUIRED WHEN PLACING ORDER									
	1746-1 1-1/4" dia. Push/Pull Bar Set 12" ctc Pull - E & G Mounting Standard	488.80	635.25	488.80	457.60		535.00	490.00		700.00	E
F1746-1	with fOCAL option	520.80	664.25	520.80	487.60		567.00	522.00		732.00	E
ADA		CTC IS REQUIRED WHEN PLACING ORDER									
<p>All Push Bar Sets and Push/Pull Sets are priced up to 34" ctc. Prices below are for wood or metal doors 1-3/4" thick. For concealed mounting, specify door type. For Offset pulls, specify hand.</p>											
For each additional inch over 34" ctc add:		7.00	7.00	7.00	7.00	7.00	7.00	7.00		7.00	E
	1747 1-1/4" dia. 90° Offset Push/Pull Bar Set - 18" ctc Offset Pull - E & G Mounting Standard	790.00	850.00	720.00	675.00		640.00	570.00		850.00	E
F1747	with fOCAL option						672.00	602.00		882.00	E
ADA		CTC IS REQUIRED WHEN PLACING ORDER									
	1747-1 1-1/4" dia. 90° Offset Push/Pull Bar Set - 12" ctc Offset Pull - E & G Mounting Standard	740.00	800.00	800.00	800.00	450.00	600.00	550.00		850.00	E
F1747-1	with fOCAL option						632.00	582.00		882.00	E
ADA		CTC IS REQUIRED WHEN PLACING ORDER									
	1748 3/4" dia. "C" Shaped Offset Door Pull - 12" ctc	180.00	235.00	220.00	220.00	130.00	210.00	175.00		260.00	E
F1748	with fOCAL option	196.00	251.00	236.00	236.00	146.00	226.00	191.00		276.00	E
ADA		CTC IS REQUIRED WHEN PLACING ORDER									
	1748-1 1" dia. "C" Shaped Offset Door Pull - 12" ctc	325.00	335.00	300.00	300.00	210.00	250.00	220.00		350.00	E
F1748-1	with fOCAL option	341.00	366.00	316.00	316.00	226.00	266.00	236.00		366.00	E
ADA		CTC IS REQUIRED WHEN PLACING ORDER									
(Note: These Pulls are covered by warranty if ordered with BP4 Back Plates and with "L" or "M" mountings)											
	1802-4 Pull Plate 4" x 16" with 6" CTC Pull	185.00	195.00		195.00		180.00	160.00		195.00	D
ADA		CTC IS REQUIRED WHEN PLACING ORDER									
	1802-25 Pull Plate 4" x 25" with 8" ctc Pull	200.00	200.00					190.00		210.00	
F1802-25-PL	Pull Plate 4" x 25" with 8" CTC Pull Engraved: PULL	220.00	220.00					200.00		220.00	
F1802-25-PH	Pull Plate 4" x 25" with 8" ctc Pull Engraved: PUSH	220.00	220.00					200.00		220.00	
	1802-25CC-PL Pull Plate 4" x 25" with 8" ctc Pull Engraved: PULL with 1-1/4" dia. Cutout	225.00	225.00					210.00		225.00	
F1802-25CC-PH	Pull Plate 4" x 25" with 8" ctc Pull Engraved: PUSH with 1-1/4" dia. Cutout	225.00	225.00					210.00		225.00	





TRIMCO	DESCRIPTION	605/606	613	625	626	628	629	630	Cu+	Special*	Cat Sec.
	1802-25CD-PL Pull Plate 4" x 25" with 8" ctc Pull Engraved: PULL with 2-1/8" dia. Cutout	225.00	225.00					210.00			225.00
	1802-25CD-PH Pull Plate 4" x 25" with 8" ctc Pull Engraved: PUSH with 2-1/8" dia. Cutout	225.00	225.00					210.00			225.00
	1804-4 Pull Plate 4" x 16" with 5" ctc Pull ADA	180.00	190.00				170.00	150.00	225.00	190.00	D
	1807-4 Push Plate 4" x 16" with Rounded Bevel Top & Bottom Edges	75.00	80.00				45.00	48.00	80.00	80.00	D
	1807-25 Push Plate 4" x 25" with Rounded Bevel Top & Bottom Edges	125.00	130.00				92.00	80.00	125.00	130.00	D
	1809-4 Push Plate 4" x 16" B4E	95.00	96.00				78.00	66.00	96.00	96.00	D
	1820 Push/Pull Plate 3-1/2" x 16-1/2"	60.00	65.00				72.00	48.00		72.00	D
	1820-11 Push/Pull Plate 8" x 16-1/2"	100.00	110.00				120.00	100.00		120.00	D
	1822 Cylinder Pull 2" x 3-3/4"	48.00	50.00				45.00	35.00		50.00	D
	1822-1 Cylinder Pull No Cutout--Screw Mount	48.00	50.00				45.00	35.00		50.00	D
	1822-2 Deadbolt Only 2-1/8" dia. Opening--Adhesive Mount	60.00	62.00				58.00	48.00		62.00	D
	1894-3 Push/Pull Plate Combo 3-1/2" x 15" with 3/4" dia. 6" ctc Pull with Rounded Bevel Top & Bottom Edges ADA	220.00	228.00				185.00	155.00		230.00	
	1894-3B Push/Pull Plate Combo 3-1/2" x 15" with 3/4" dia. 8" ctc Pull with Rounded Bevel Top & Bottom Edges ADA	225.00	228.00				190.00	170.00		230.00	
	1894-4 Push/Pull Plate Combo 4" x 16" with 3/4" dia. 6" ctc Pull with Rounded Bevel Top & Bottom Edges ADA	220.00	228.00				190.00	155.00		230.00	
	1894-4B Push/Pull Plate Combo 4" x 16" with 3/4" dia. 8" ctc Pull with Rounded Bevel Top & Bottom Edges ADA	225.00	230.00				190.00	170.00		240.00	
	1895-3 Push/Pull Plate Combo 3-1/2" x 15" with 1" dia. 8" ctc Pull with Rounded Bevel Top & Bottom Edges ADA	250.00	270.00				220.00	190.00		270.00	
	1895-3B Push/Pull Plate Combo 3-1/2" x 15" with 1" dia. 10" ctc Pull with Rounded Bevel Top & Bottom Edges ADA	250.00	280.00				225.00	195.00		280.00	
	1895-4 Push/Pull Plate Combo 4" x 16" with 1" dia. 8" ctc Pull with Rounded Bevel Top & Bottom Edges ADA	250.00	280.00				225.00	195.00		280.00	
	1895-4B Push/Pull Plate Combo 4" x 16" with 1" dia. 10" ctc Pull with Rounded Bevel Top & Bottom Edges ADA	260.00	290.00				230.00	199.00		290.00	





TRIMCO	DESCRIPTION	605/606	613	625	626	628	629	630	Cu+	Special*	Cat Sec.
	(old 1900) New name: Aberdeen x Velazquez	MasterCraft Bronze Pull Plate 3-1/2" x 14-3/4" with 6-1/4" ctc Pull	DB, SB, SNB, 612/613 675.00		DBF & SBF 750.00						B
	(old 1901) New name: Aberdeen	MasterCraft Bronze Push Plate 3-1/2" x 14-3/4"	DB, SB, SNB, 612/613 385.00		DBF & SBF 400.00						B
	2082 Mail Plate Set with Spring Type Front Plate and Frame Inside Add "V" to Product for Vertical Mounting	65.00	99.00	99.00	77.00					99.00	G
	2085 Mail Plate Set Hood inside	75.00	110.00	110.00	100.00					110.00	G
	2091 Mail Slot Sleeve					14.00		16.00			G
	3070-1 Coat & Hat Hook	8.50	10.50		8.80					12.00	G
	3071 Coat Hook - 5-1/2" High	38.00	40.00		40.00		35.00	30.00		46.00	G
	3071-1 Coat Hook - 4-1/2" High	38.00	40.00		40.00		35.00	30.00		46.00	G
	3072 Coat Hook							39.00 630 Only			
	3090 Carry Open Bar Assembly	39.00	39.00		35.00					39.00	C
	3092 UL Retracting Arm Coordinator Do Not Use on Uneven Doors Note: For Other Finishes please call for pricing									124.00 (Black only)	C
	3092S Surface Strike - Mounting Plate									40.00	C
	3093 UL Drop Arm Coordinator	UL	110.00	110.00	110.00	85.00				110.00	C
	3094A2 UL Stop Mounted Coordinator - 32" UL with Filler Bar 43" - 53" Opening - for even pairs of doors									125.00 (Black only)	C
	3094B1 UL Stop Mounted Coordinator - 52" with Filler Bar 53" - 63" Opening - for even pairs of doors									125.00 (Black only)	C
	3094B2 UL Stop Mounted Coordinator - 52" with Filler Bar 63" - 75" Opening - for even pairs of doors									125.00 (Black only)	C
	3094B3 UL Stop Mounted Coordinator - 52" with Filler Bar 75" - 87" Opening - for even pairs of doors									125.00 (Black only)	C





TRIMCO	DESCRIPTION	605/606	613	625	626	628	629	630	Cu+	Special*	Cat Sec.
3094B4	UL Stop Mounted Coordinator - 52" with Filler Bar 87" - 95" Opening - for even pairs of doors 									125.00 (Black only)	C
3094C4	UL Stop Mounted Coordinator - 60" with Filler Bar 95" - 107" Opening - for even pairs of doors 									125.00 (Black only)	C
3094D	UL Stop Mounted Coordinator for Uneven Pair of Doors 									285.00 (Black only)	C
<p>Add \$60.00 List for Special Prep. Note: For other finishes please call for pricing.</p> <p>For Coordinators Cut for Exit Devices, Specify Opening Width, Exit Device Manufacturer, Active Door Width and Dimensions if other than 5/8".</p>											
	3094-2 Filler Bar Only - 24"									30.00 (Black only)	C
	3095 UL Steel Mounting Bracket Stop width 7/8" to 2-1/4" 									24.00 (Black only)	C
	3096 UL Steel Mounting Bracket Stop width over 2-1/4" 									24.00 (Black only)	C
<p>Note: for other finishes call for pricing.</p>											
	3405 Handrail Bracket		80.00		75.00	46.00				80.00	G
	3406 Handrail Bracket		80.00		75.00	50.00				80.00	G
	3651 2-3/4" T-Strike (A115.3)	15.00	22.00		7.50					22.00	C
	3652 4-7/8" ASA Strike (A115.2)	16.00	24.00		9.00					25.00	C
	3810x3810 UL Automatic Flushbolt Metal Doors 	162.00	165.00	162.00	162.00		162.00	162.00		165.00	C
	3810x3850 UL Automatic Flushbolt with Fire Bolt Metal Doors 	162.00	165.00	162.00	162.00		162.00	162.00		165.00	C
	3820x3810 UL Semi-Automatic Flushbolt Metal Doors 	162.00	165.00	162.00	162.00		162.00	162.00		165.00	C
	3820x3850 UL Semi-Automatic Flushbolt with Fire Bolt Metal Doors 	162.00	165.00	162.00	162.00		162.00	162.00		165.00	C
	3815Lx3815L UL Automatic Flushbolt Wood Doors 	186.00	189.00	186.00	186.00		186.00	186.00		189.00	C
	3815Lx3850 UL Automatic Flushbolt with Fire Bolt Wood Doors 	186.00	189.00	186.00	186.00		186.00	186.00		189.00	C
	3825Lx3815L UL Semi-Automatic Flushbolt Wood Doors 	186.00	189.00	186.00	186.00		186.00	186.00		189.00	C
	3825Lx3850 UL Semi-Automatic Flushbolt with Fire Bolt Wood Doors 	186.00	189.00	186.00	186.00		186.00	186.00		189.00	C
	3830A Finish Kit Only Automatic Flushbolts	30.00	30.00	30.00	27.00		30.00	30.00		30.00	C
	3830AL Long Finish Kit Only Automatic Flushbolts	30.00	30.00	30.00	30.00		30.00	30.00		30.00	C





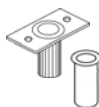





STOCKED ITEMS

LOS ANGELES





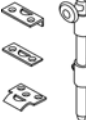



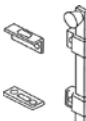

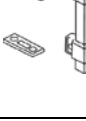
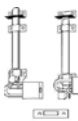





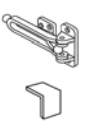
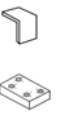

LOS ANGELES AND ELIZABETHTOWN, PA








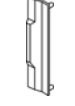








TRIMCO	DESCRIPTION	605/606	613	625	626	628	629	630	Cu+	Special*	Cat Sec.
3830M	Finish Kit Only Semi-Automatic Flushbolt - Metal Door	30.00	30.00	30.00	30.00		30.00	30.00		30.00	C
3830W	Finish Kit Only Semi-Automatic Flushbolt - Wood Door	30.00	30.00	30.00	30.00		30.00	30.00		30.00	C
3830WL	Long Finish Kit Only Semi-Automatic Flushbolt - Wood Door	30.00	30.00	30.00	30.00		30.00	30.00		30.00	C
	3850 Fire Bolt Edge Mount							120.00 630 Only			C
	3900 Dubl-Bolt-Two Point Flushbolt for Inactive Door for Use in Hollow Metal Door Only. Specify Height of Door and Type of Strike required. If over 84", add \$4.00 per inch.	220.00	220.00	220.00	220.00					220.00	C
	3910 Dust Proof Strike	19.00	19.00				19.00	19.00		19.00	C
	3910N Dust Proof Strike with No Face Plate	16.00	16.00				17.00	16.00		20.00	C
	3911 Adjustable Dust Proof Strike	27.00	27.30				27.00	22.90		27.30	C
	3913 UL Manual Flushbolt 1" x 6-3/4" x 3/4" throw Wood Door	33.00	33.00	33.00	30.00					33.00	C
	W3913 UL Wrought Manual Flushbolt 1" x 6-3/4" Wood Door x 3/4" throw	28.00	28.00	28.00	26.00					28.00	C
	3915 UL Manual Flushbolt 1-1/4" x 6-3/4" x 11/16" throw Metal Door 12" Rod Standard	39.00	39.00	39.00	33.00					39.00	C
	3916 Manual Flushbolt 1" x 15-1/2" x 5/8" throw Available up to 40" in Length Wood Door NOT UL Add per inch over 15-1/2"	170.00	175.00	170.00	170.00					180.00	C
		5.00	5.00	5.00	5.00					5.00	
	3917-12 UL Manual Flushbolt 1" x 6-3/4" x 11/16" throw Metal Door	23.50	23.50	23.00	19.00					26.00	C
	W3917-12 UL Wrought Manual Flushbolt 1" x 6-3/4" x 11/16" throw Metal Door			20.00	18.00					26.00	C
	3917-12ET Manual Flushbolt 1" x 6-3/4" Metal Door Extended Throw 1-1/4"	30.00	30.00	30.00	28.00					32.00	C
	3917-1B 1-1/2" Long Bolthead for the 3917							Steel Only		9.00	
	3917-3B 3" Long Bolthead for the 3917							Steel Only		10.00	





TRIMCO	DESCRIPTION	605/606	613	625	626	628	629	630	Cu+	Special*	Cat Sec.
	3920-4 Heavy-Duty Surface Bolt Dutch Door Bolt 4-1/4" Long	30.00	34.00		25.80					50.00	C
	3920-8 8" Long Add per inch over 8" Supplied with Universal Strike. Specify if Angle or Mortise Strike is needed.	40.00 6.00	50.00 6.00		40.00 6.00					65.00 6.00	C
	3921-8 Heavy-duty Surface Bolt 8" long with Decorative Knob	80.00	85.00		80.00					85.00	C
	3921-12 Heavy-duty Surface Bolt 12" long with Decorative Knob	108.00	115.00		108.00					115.00	C
	3921-18 Heavy-duty Surface Bolt 18" long with Decorative Knob	120.00	125.00		120.00					125.00	C
	3921-24 Heavy-duty Surface Bolt 24" long with Decorative Knob Add per inch over 24" Supplied with Universal Strike. Specify if Angle or Mortise Strike is needed.	132.00 6.50	135.00 7.00		132.00 6.50					135.00 7.00	C
	3922 UL Heavy-duty Surface Bolt 8" Long		50.00		30.00			82.50		30.00 603 only	C
	3923 UL Heavy-duty Surface Bolt 12" Long Add per inch over 12"		52.00 9.00		40.00 9.00			95.00		28.00 603 only 9.00 603 only	C
	3922L Heavy-duty Locking Surface Bolt Locking "B" Padlock by Others Torx Screws Specify SMS or MS		130.00		125.00			120.00		150.00	C
	3928K Cremone Bolt with Knob up to 90"	975.00	1040.00		1040.00					1075.00	C
	3928L Cremone Bolt with Lever up to 90" Specify Hand Add for each addition 6" over 90"	975.00 70.00	1040.00 80.00		1040.00 70.00					1075.00 80.00	C
	3999 Flushbolt - 6" Corner Mount Rounded End	10.25	10.50		10.25					13.50	C
	3999SE Flushbolt - 6" Corner Mount Square End	10.25	10.50		10.25					13.50	C
	4015 Chain Door Guard	8.00	14.00	8.00						16.00	G
	4016 Swing Arm Door Guard	24.00	30.00	40.00	26.30					45.00	G
	4016-ED Edge Protector with Adhesive Tape Minimum order 30 Pieces	6.00	6.00	6.00	6.00					12.00	G
	4016S Spacer Black Nylon ONLY									11.50	G






















TRIMCO	DESCRIPTION	605/606	613	625	626	628	629	630	Cu+	Special*	Cat Sec.
	4048 Chain Crash Stop									34.50 630 Only	G
	4873 3" Surface Bolt	10.60	12.00		11.00					17.00	C
	4874 4" Surface Bolt	12.00	13.50		12.50					18.00	
	4876 6" Surface Bolt	14.00	16.00		15.00					18.00	C
	4882 12" Surface Bolt	20.00	25.00		22.00					30.00	
	Add per inch over 12"	6.00	6.00		6.00					6.00	C
	5000-T Lock Astragal - Cast 1-7/8" x 9-1/2" Use with Mortise Lock (1-1/2" lip strike)	45.00	50.00		45.00					55.00	G
	5001 Lock Astragal Stainless Steel Use with Mortise or Cylindrical Locks							28.00 630 Only			G
	5002 Lock Astragal Stainless Steel Use with Cylindrical Locks 1-9/16" x 6"							25.00 630 Only			G
	5004 Mortise Lock Status Indicator Locked or Unlocked Specify Mortise Lock Manufacturer \$50.00 set-up charge for orders under 5 pieces									185.00	G
	5022 Unit Lock to Cylindrical Lock Filler Note: Special Finishes are Powder Coat - There is a Set-Up Charge of \$400.00 NET per order, per color.									210.00	G
<p>Note: In addition to the unique products below, a large number of exterior pull handles and push/pull bar sets may be adapted for fOCAL styling. For handles, add \$16.00 List each, for push/pull sets, add \$32.00 List per set. Look for the fOCAL symbol.</p>											
	7001 fOCAL Push Plate No Screw Holes x Adhesive Mounting	31.00	35.00				35.00	30.00		35.00	A
	7009 6" x 16" No Screw Holes x Adhesive Mounting	40.00	46.00				40.00	36.00		46.00	
	7010 fOCAL Robe Hook & Stop	40.00	42.00	40.00	40.00					42.00	A
	7059 fOCAL Round Flush Cup	50.00	55.00	41.40	50.00			55.00			A
	7060 fOCAL Flush Pull - Large	65.00	75.00	65.00	65.00					75.00	A
	7061 fOCAL Flush Pull -Small	55.00	57.00	55.00	55.00					57.00	A
	7140 fOCAL 3/4" dia. "D" Pull 6" ctc with 3" x 12" Plate ADA	90.00	95.00	90.00			95.00	90.00		95.00	A
	7140S fOCAL 3/4" dia. "D" Pull 6" ctc with Style Plates ADA	82.00	86.00	82.00			95.00	82.00		95.00	A
	7141 fOCAL 3/4" dia. "D" Pull 8" ctc with 3" x 12" Plate ADA	96.00	102.00	96.00			102.00	96.00		102.00	A
	7141S fOCAL 3/4" dia. "D" Pull 8" ctc with Style Plates ADA	90.00	95.00	90.00			95.00	90.00		95.00	A

Note: fOCAL Products Are NOT Returnable





TRIMCO	DESCRIPTION	605/606	613	625	626	628	629	630	Cu+	Special*	Cat Sec.
	7150 fOCAL 1" dia. Cane Pull 10" ctc x 3/4" dia. Post ADA Custom Lengths available by quote only See Page vi For Mounting Chart BTB Available	250.00	265.00	250.00			275.00	250.00		275.00	A
 Right Hand Shown	7160 fOCAL 1" dia. Offset Cane Pull 10" ctc x 3/4" Post Specify Hand ADA Custom Lengths available by quote only See Page vi For Mounting Chart BTB Available	310.00	330.00	310.00			360.00	330.00		360.00	A
	7170 fOCAL 1" dia. Wing Pull 10" ctc ADA BTB Available	200.00	220.00	200.00			230.00	200.00		230.00	A
	7180 fOCAL 45° Offset Wing Pull ADA BTB Available	95.00	105.00	95.00			105.00	95.00		105.00	A
	7180S fOCAL 45° Offset Wing Pull 6" ctc with Style Plates	90.00	100.00	90.00			105.00	95.00		105.00	A
	7181 fOCAL 45° Offset Wing Pull ADA	105.00	120.00	105.00			120.00	105.00		120.00	A
	7181S fOCAL 45° Offset Wing Pull 8" ctc with Style Plates BTB Available	95.00	105.00	95.00			105.00	95.00		105.00	A
	7191-2 10" ctc ADA BTB Available	205.00	215.00	205.00			225.00	205.00		225.00	A
	7191-3 fOCAL 45° Offset Exterior Pull ADA BTB Available	220.00	230.00	220.00			240.00	220.00		240.00	A
	7191-4 14" ctc ADA BTB Available	245.00	260.00	245.00			250.00	230.00		250.00	A
	7208 fOCAL Pencil Stop	19.25	21.00	19.25	19.25					21.00	A
	7276 fOCAL Cast Wall Stop Concave-Black Rubber	15.00	17.00	15.00	15.00					17.00	A
	W7276 fOCAL Wrought Wall Stop Concave-Black Rubber	10.00	12.00	10.00	10.00					12.00	A
	7278 fOCAL Décor Wall Stop Concave-Black Rubber	15.00	17.00	15.00	15.00					17.00	A
	7280 fOCAL Floor Stop - Small 1-1/4" dia.	45.00	48.00	45.00	45.00		48.00	45.00		48.00	A
	7281 fOCAL Floor Stop - Large 1-3/4" dia. for wood floors - special prep - contact factory	60.00	65.00	60.00	60.00		65.00	60.00		65.00	A
	7285 fOCAL Floor Stop & Holder Large with Bail and Hook 1-3/4" dia. for wood floors - special prep - contact factory	100.00	110.00	100.00	100.00		100.00	90.00		110.00	A
	7301-1 1" dia. Cabinet Knob	10.00	12.00	12.00	10.00					12.00	D
	7301-1-1/4 1" dia. Cabinet Knob	14.00	16.00	14.00	12.00					16.00	D

Note: fOCAL Products Are NOT Returnable



TRIMCO	DESCRIPTION	605/606	613	625	626	628	629	630	Cu+	Special*	Cat Sec.
	PG8000 Panic Guard 10" High ADA	170.00	180.00					170.00		180.00	G
	PG8002 Panic Guard Combination 1 - Piece 10" High x up to 34" Wide ADA	480.00	495.00					480.00		495.00	G
	PG8002-1 Panic Guard Combination 2 - Piece 10" High x up to 34" Wide ADA	260.00	290.00					260.00		290.00	G
	Per Inch over 34" Wide	5.00	6.00					6.00		6.00	G
	PG8125VV-1 8" long 18 Gauge 6 piece minimum							160.00 630 only			
	PG8125VV-4 Universal Panic Guard 4" long 18 Gauge 6 piece minimum							160.00 630 only			
	9560 Offset Entrance Door Pull 10" ctc Aluminum Pull x Aluminum Insert ADA					200.00 (628 Only)					D
	9561 Offset Entrance Door Pull ADA					200.00 (628 Only)					D

urban

TRIMCO Lever	P/N	Lever Design	Finish	Mortise w/Escutcheon	Mortise w/Rose	Deadbolt	Tubular Passage	Tubular Privacy	Full Dummy	Single Dummy
	81SC001	BELLINI	629	524.60	503.10	145.10	167.70	167.70	147.30	74.20
			630	513.85	492.35	139.75	159.10	159.10	138.70	69.90
	81SC0084	BRAHMS	629	524.60	503.10	145.10	167.70	167.70	147.30	74.20
			630	513.85	492.35	139.75	159.10	159.10	138.70	69.90
	81SC003	CALDER	629	524.60	503.10	145.10	167.70	167.70	147.30	74.20
			630	513.85	492.35	139.75	159.10	159.10	138.70	69.90
	81SC069	MAHLER	629	524.60	503.10	145.10	167.70	167.70	147.30	74.20
			630	513.85	492.35	139.75	159.10	159.10	138.70	69.90
	81SC037	GLEN ELLEN	629	504.20	482.70	145.10	145.10	145.10	124.70	62.35
			630	493.45	471.90	139.75	138.70	138.70	118.25	59.10
	81SC007	HERZOG	629	504.20	482.70	145.10	145.10	145.10	124.70	62.35
			630	493.45	471.90	139.75	138.70	138.70	118.25	59.10
	81SC051	MERRYVALE	629	504.20	482.70	145.10	145.10	145.10	124.70	62.35
			630	493.45	471.90	139.75	138.70	138.70	118.25	59.10
	81SC031	TALUS	629	504.20	482.70	145.10	145.10	145.10	124.70	62.35
			630	493.45	471.90	139.75	138.70	138.70	118.25	59.10
	81ST002	FRANKFURT	629	471.90	450.40	145.10	110.70	110.70	79.55	39.80
			630	461.20	439.70	139.75	106.45	106.45	75.25	37.60
	81ST003	KOLN	629	471.90	450.40	145.10	110.70	110.70	79.55	39.80
			630	461.20	439.70	139.75	106.45	106.45	75.25	37.60
	81ST001	MUNICH	629	471.90	450.40	145.10	110.70	110.70	79.55	39.80
			630	461.20	439.70	139.75	106.45	106.45	75.25	37.60
	81ST000	STOCKHOLM	629	471.90	450.40	145.10	110.70	110.70	79.55	39.80
			630	461.20	439.70	139.75	106.45	106.45	75.25	37.60
	81ST028	VIENNA	629	471.90	450.40	145.10	110.70	110.70	79.55	39.80
			630	461.20	439.70	139.75	106.45	106.45	75.25	37.60
	81ST037	MATISSE	629	524.60	503.10	145.10	167.70	167.70	147.30	74.20
			630	513.85	492.35	139.75	159.10	159.10	138.70	69.90

NOTE: Stocked in limited supply in Los Angeles

The Passage and Privacy Tubular Latchsets are packed as combos with 2 sets of roses supplied with each latchset. For more information on these products, please go to the urban section of our website at www.trimcobw.com.



STOCKED ITEMS

LOS ANGELES



LOS ANGELES AND ELIZABETHTOWN, PA












TRIMCO	DESCRIPTION	605/606	613	625	626	628	629	630	Cu+	Special*	Cat Sec.
--------	-------------	---------	-----	-----	-----	-----	-----	-----	-----	----------	----------

Special bends on kick, mop or armor plates:

Type WA-A, WA-C (single bend) - Price by quote only

Type WA-B, WA-D, WA-E (2 bends) - Price by quote only

	KA038 Armor Plate .038 Material 18" to 36" in Height							14.00			G
	KA038-1 37" to 48" in Height							14.00			
	KM038 Mop Plate .038 Material 6" or under in Height							15.00			G
	KM038-1 Mop Plate .038 Material 4" or under in Height							16.00			G
	K0038 Kick Plate .038 Material 7" to 16" in Height							14.00			G
	KA050-1 Armor Plate .050 Material 17" to 24" in Height	24.00	30.00				22.00	14.00	50.00		G
	KA050-2 Armor Plate .050 Material 25" to 36" in Height Maximum height available: 605 = 24" 606/609 = 36" 611/612/613 = 36"	24.00	30.00				22.00	14.00	50.00		G
	KA050-3 Armor Plate .050 Material 37" to 48" in Height						22.00	14.00			G
	KM050 Mop Plate .050 Material 6" and under in Height	28.00	32.00				24.00	15.00	52.00		G
	KM050-1 Mop Plate .050 Material 4" and under in Height	28.00	33.00				25.00	16.00	53.00		G
	K0050 Kick Plate .050 Material 7" to 16" in Height	25.00	30.00				22.00	14.00	50.00		G
	KS050 Stretcher Plate .050 Material Countersunk, Oval Head Screws Heavy B4E	30.00	35.00				30.00	20.00	50.00		G
	K6000 Plastic Kick Plates 1/8" Material 4" to 48" in Height - Black 4" to 48" in Height - Nubia Brown									9.00	G
	K6000 Plastic Kick Plates 1/8" Material 4" to 48" in Height - Khaki Brown, Beige, Grey (1500N-60), Dove Grey and Frosty White Lead-time for special colors - 8 weeks									10.00	G
	K6000 Plastic Kick Plates 1/8" Material 4" to 48" in Height - Clear Plastic									11.00	G
	K6000 Plastic Kick Plates 1/8" Material 4" to 48" in Height - Clear Plastic									9.00	G
	10X34.ILLUM.630 Kick Plate .050 Material 10x34-ILLUM.630 with self-illuminated "EXIT" sign - 10X34-ILLUM. 1 to 10 pieces 11 to 29 pieces 30+ pieces										G
	we have included a flyer of this product in the back of the cover page								290.00		
										280.00	
										270.00	

Available screw or adhesive-mount-PLEASE SPECIFY WHEN ORDERING

Notes:

- All odd sizes rounded up to the nearest even inch on both height and width.
- Lot Charge for small lots may apply to the special finishes.
- All Door Protection Plates are priced for 100 square inches, with standard Pencil Beveled edges. There is an additional charge for Heavy Beveled edges and specify. See page v for pricing.
- UL Label available upon request, must be specified on order at an additional cost - \$3.00 NET (sticker) add and \$25.00 NET (engraved).
- Order of less than 5 Kick Plates or less than 3 Armor Plates-Crating Charge- \$20.00 Net
- We can recommend but not guarantee glue for use with kickplates and edgeguards





TRIMCO	DESCRIPTION	605/606	613	625	626	628	629	630	Cu+	Special*	Cat Sec.
--------	-------------	---------	-----	-----	-----	-----	-----	-----	-----	----------	----------

Number 5 screw, #5 X 5/8 PH FH UNDERCUT, provided with all Edge Guards
All Edge Guard orders with cutouts must be accompanied by drawings showing measurements from the bottom of the Edge Guard.
Fax in for quotes on Edge Guards over 42" long or Edge Guards with cutouts.











	KE31-1	90° Edge Guard up to 42" long over 42" long by quote only SPECIFY MORTISED OR NON-MORTISED	70.00	76.00				70.00			76.00	G
	KE32-1	93° Edge Guard up to 42" long over 42" long by quote only with cutouts by quote only SPECIFY MORTISED OR NON-MORTISED	80.00	80.00				72.00			80.00	G
	KE33-1	90° Edge Guard up to 42" long over 42" long by quote only with cutouts by quote only	95.00	95.00				90.00			95.00	G
	KE33-2	93° Edge Guard up to 42" long over 42" long by quote only with cutouts by quote only SPECIFY MORTISED OR NON-MORTISED	105.00	105.00				99.00			105.00	G
	KE34-1	Edge Guard - Double Acting Door up to 42" long over 42" long by quote only with cutouts by quote only	120.00	125.00				120.00			130.00	G
	KE35-1	90° Edge Guard up to 42" long over 42" long by quote only with cutouts by quote only	110.00	110.00				105.00			110.00	G
	KE36-1	93° Edge Guard up to 42" long over 42" long by quote only with cutouts by quote only	110.00	110.00				105.00			110.00	G
	KE37-1	90° Edge Guard-square edged up to 42" long over 42" long by quote only with cutouts by quote only	125.00	125.00				120.00			125.00	G
	KE37-2	93° Edge Guard-square edged up to 42" long over 42" long by quote only with cutouts by quote only	135.00	135.00				130.00			135.00	G
	KE38-1	Edge Guard - Double Acting Door up to 42" long over 42" long by quote only with cutouts by quote only	200.00	200.00				190.00			200.00	G
	K39	Finger Guard up to 42" long 60" long maximum over 42" long by quote only	220.00	220.00				220.00			220.00	G

EDGE GUARDS WITH CUTOUTS BY QUOTE ONLY.

5 or less Edge Guards-crating charge of \$25.00 NET















TRIMCO	DESCRIPTION	605/606	613	625	626	628	629	630	Cu+	Special*	Cat Sec.
<p>MASTERCRAFT PULLS - \$50 NET set-up charge for orders less than 4 of each pattern. All Pulls are available in pairs (price is per single pull). *Indicates Push/Pull configuration available. All Mastercraft Pulls can be furnished with Thru-bolts or Back-to-Back fasteners (extra). Glass mounting also available (extra). MASTERCRAFT Pulls are ADA compliant.</p>											
	ADON Mastercraft Pull 3" x 7" 6-1/4" ctc		480.00		480.00					500.00	B
	*APOLLO Mastercraft Pull 7" x 7" 3-1/2" ctc ADA		595.00		595.00					600.00	B
	ARES Mastercraft Pull 5" x 9-1/4" 7-1/2" ctc ADA		480.00		480.00					500.00	B
	ATLAS Mastercraft Pull 2-3/4" x 13-3/4" ADA		425.00		425.00					450.00	B
	CRONUS Mastercraft Pull 5-3/4" x 5-3/4" 4-1/8" ctc ADA		450.00		450.00					470.00	B
	DAPHNE Mastercraft Pull 2-1/2" x 8" 4-1/2" ctc ADA		460.00		460.00					470.00	B
	HELANE Mastercraft Pull 5-3/4" x 8-3/4" 6-1/8" ctc ADA		450.00		450.00					490.00	B
	HELIO Mastercraft Pull 4-1/2" x 10-1/2" 9" ctc ADA		440.00		440.00					460.00	B
	HERMES Mastercraft Pull 4-1/4" X 8-1/2" 7-1/2" ctc ADA		440.00		440.00					460.00	B
	*HERO Mastercraft Pull 8-1/2" diameter 3" ctc ADA		650.00		650.00					690.00	B
	ISIS Mastercraft Pull 2-1/4" x 13-3/4" 7-1/2" ctc ADA		450.00		450.00					500.00	B

BRASS-Expect long lead times on large orders





TRIMCO	DESCRIPTION	605/606	613	625	626	628	629	630	Cu+	Special*	Cat Sec.
	JUNO Mastercraft Pull 1-3/4" X 18-1/2" 13-5/8" ctc ADA		500.00		500.00						550.00 B
	*LUNA Mastercraft Pull 6-1/4" x 7-3/4" ADA		560.00		520.00						575.00 B
	*MEDEA Mastercraft Pull 6" x 7-3/4" 2" ctc ADA		550.00		550.00						600.00 B
	MIDAS Mastercraft Pull 4" x 10-1/4" 5-1/2" ctc ADA		520.00		520.00						550.00 B
	OLYMPUS Mastercraft Pull - 1" dia. 10" ctc ADA		375.00		375.00						400.00 B
	OLYMPUS-1 Mastercraft Pull - 1" dia. 8" ctc Can be supplied with a suitable backplate.		260.00		260.00						275.00 B
	SATURN Mastercraft Pull 4-1/2" x 8-1/2" 7-1/2" ctc ADA		450.00		450.00						475.00 B
	*SOLAR Mastercraft Pull 4-1/2" x 9-1/4" 8" ctc ADA		550.00		550.00						600.00 B
	VENUS Mastercraft Pull 2-1/4" x 15" 8-1/2" ctc ADA		450.00		450.00						490.00 B
	VESTA Mastercraft Pull 3-1/4" x 10-1/4" 4" ctc ADA		400.00		400.00						400.00 B
	*ZEUS Mastercraft Pull 7" x 7" 2-3/4" ctc ADA		565.00		565.00						600.00 B

BRASS-Expect long lead times on large orders





TRIMCO	DESCRIPTION	605/606	613	625	626	628	629	630	Cu ⁺	Special*	Cat Sec.
--------	-------------	---------	-----	-----	-----	-----	-----	-----	-----------------	----------	----------

www.trimcobbw.com

Trimco Online

(EXCLUSIVELY FOR TRIMCO CUSTOMERS ONLY)

With Trimco Online:

- A. You can view **Trimco's Online Catalog**, where you can print your catalog cuts for your submittals. Coming soon will be the availability of the templates for each item. A complete printable template book will not be available but there will be the ability to print a template for each item individually.
- B. You will see the **Trimco Online Store**, where:
 1. You can place orders online for stock items and have the order shipped within 48 hours. Customers can place their order for "ship complete" or "ship & B/O"; custom and special items will still need to be faxed into the factory for processing. You get your sales order e-mailed within minutes.
 2. You can see date entered and the anticipated ship date.
 3. Check status on open orders; track your shipments online, check availability of products.
 4. All orders placed through the Online Store will receive an additional 2% discount included in the pricing of each item. \$50.00 minimum for online orders only.

If you would please fill-in the information and fax it to 323-526-3554 to the attention of Sylvia Laskowski. She will in turn fax or e-mail your password/pin # so that you can access the online store. If you have more than two users add them to another page along with this form.

Company name: _____

Address (Street or P.O. Box and City, State & Zip): _____

Tele #: _____ Fax #: _____

Email #1: _____
(Print or type clearly)

(Print or type clearly first and last name of user)

Email #2: _____

(Print or type clearly first and last name of user)

Do you prefer to receive your acknowledgements (sales and/or quotes) via **fax**, **mail** or **email**? (circle one)


Purchasing Fax # _____ A/P Fax #: _____

The last thing we need you to do in order to set up your online account is have you give us the name of the person you want as your administrator. This person will be responsible for authorizing access to the Online Store to place orders and check on orders. This person will also be responsible for taking away access to the Online Store from people who you no longer want to have the ability for place orders online for your company. Trimco will not be held responsible for any order placed online by an unauthorized person from your company.

Authorizing signature: _____ Print Name: _____
(Print or type clearly)

Title: _____ Date: _____

TRIMCO	DESCRIPTION	605/606	613	625	626	628	629	630	Cu+	Special*	Cat Sec.
--------	-------------	---------	-----	-----	-----	-----	-----	-----	-----	----------	----------



Triangle Brass Manufacturing Co.