



ROFU[®] International Corp.

Suggested List Prices & Mini Catalog

Prices Effective February 1, 2008

*Replaces All Previous Pricelists.
Updated September 2010 with new products.*

*Still your obvious choice for Electric Strikes,
Magnetic Locks, Access Control and Accessories*

**ROFU International Corp.
10029 South Tacoma Way, Suite E-11
Lakewood, WA 98499**

Phone: (800) ALL-ROFU / (253) 922-1828

Fax: (888) 840-7272 / (253) 922-1728

Internet: www.rofu.com / Email: info@rofu.ws

ROFU[®] products are stocked by fine distributors worldwide

Updated 09/02/2010



ROFU® International Corp.

Suggested List Prices February 1, 2008



ROFU "NEW" 1005 Bridge Full Wave Rectifier - To convert AC to DC / Up to 1000V / 10A Max. RoHS Compliant, UL Recognized. Through hole for installation.

ROFU 1005 Rectifier (Dims: 3/4" x 25/64" x 3/16") \$6.00



ROFU 3810 Cabinet Lock - 12 or 24 VDC / Reversible from Fail Secure or Fail Safe / Bolt Monitoring / Door/Drawer position Monitoring. This Cabinet Lock does it all. 500lbs holding force.

ROFU 3810 (Dims: 3 3/16"H x 1 1/8"W x 1 1/8"D") \$96.00



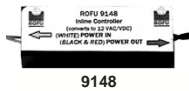
ROFU 3850 Fail Safe Deadbolt - 12VDC / Built in 2 second Locking Time Delay / Monitored / Bolt throw of 2/3" / Can be installed into the header or the jamb.

ROFU 3850 (Faceplate Dims: 8"H x 1 3/16"W, 1 5/8" Deep) \$290.00



ROFU 9000 Buzzer - Electronic buzzer, rated 7-30VDC

ROFU 9000 (Dims: 1" x .63" x .57") \$11.00



ROFU 9148 Inline Controller - Designed to drop your voltage up to 50VAC down to 12VDC. Simple Installation with two wires in and two wires out. Max .5A. Made in the USA.

ROFU 9148 (Dims: 2" x 13/16" x 11/16") \$49.00



ROFU Power Transfers - An economical and proven way to get power to your door from the jamb.

ROFU 10305-LA (2 Pin, Rating 1.5A, 42V) \$41.30
 ROFU 10306-LA (3 Pin, Rating 1.5A, 42V) \$56.30



ROFU Plug In Transformers - UL Listed Plug In Transformers

ROFU 9112	Output: 12VAC / 1.25A	\$24.00
ROFU 9112D	Output: 12VDC / 1.0A	\$30.00
ROFU 9116	Output: 16VAC / 0.7A	\$24.00
ROFU 9124	Output: 24VAC / 0.42A	\$24.00



ROFU 10318 - Stainless Door Cord, available in 7", 12" & 16" lengths. End cap colors vary (black or Gray).

ROFU 10318-7	7 1/4" Door Cord, White ends, 1/4" inside diameter	\$22.50
ROFU 10318-G	12" Door Cord, Gray ends, Gray plastic coated, 1/4" inside diameter	\$22.50
ROFU 10318	16" Door Cord, Black ends, 5/16" inside diameter	\$22.50



ROFU 9964 - Re-Lock time delay module, Adjustable from 0-60 Seconds with built in LED for adjusting re-lock time delay. Made in the USA. Measures 2" x .6" x .6", Designed for easy installation in the wiring of any request to exit, should fit into any jamb. Made in the USA.

ROFU 9964 Re-Lock Time Delay Module for use in any button/key switch \$78.00

ROFU® International Corp.

Suggested List Prices February 1, 2008



BOSCH PIR Products:

DS150i	Gray PIR	\$132.20
DS151i	Black PIR	\$132.20
DS160	Beige PIR with Timer and Sounder	\$141.85
DS161	Black PIR with Timer and Sounder	\$141.85
TP160	Gray trim plate for Bosch DS150i & DS160 (not shown)	\$5.90
TP161	Black trim plate for Bosch DS151 & DS161 (not shown)	\$5.90



ROFU 1010 - Momentary Rocker Switch /Designed to mount under a desk

ROFU 1010	MOM with Form C Contact (Dims: 3 3/8" x3 3/8" x 1 1/3")	\$36.50
-----------	---	---------



1010

ROFU 1015 - Momentary DPDT Switch / Designed to mount under a desk

ROFU 1015	MOM with DPDT stainless steel button (Dims: 4 1/4" x 1 1/4" x 2 1/4")	\$115.00
-----------	---	----------



1015

ROFU 9102-12D UL - 12VDC 2 Amp Power Supply - UL Listed

ROFU 9102-12DUL	2AMP, 12VDC Power Supply	\$120.00
-----------------	--------------------------	----------



ROFU 9102-24D - 24VDC 1 AMP Power Supply - NOT UL Listed

ROFU 9102-24D	1AMP, 24VDC Power Supply	\$95.00
---------------	--------------------------	---------



ROFU 2960 - Electromechanical Mortise Lock. Designed for in the jamb or header installation, this should work where sheer locks won't. 12 or 24VDC, Fail Secure or Fail Safe, and will work with a dual action or single action door!

ROFU 2960	12/24 Selectable, Reversible FS/NFS	\$290.00
-----------	-------------------------------------	----------



Need Product? ROFU Stocks it!

The only lead times we encounter is the time in transit to you from us. We usually ship all Orders the same day.... Next day latest (depends on what time of day your order comes in).

Having a hard time finding ROFU in your area? Give us a call and we will point you in the right direction.

We are easy to find...

Online: www.rofu.com // Email: email@rofu.ws // Phone: 1-800-ALL-ROFU

Complete line drawings and installation help can be found on the ROFU CD or on the ROFU website.



ROFU® International Corp.

Suggested List Prices February 1, 2008



1401

1401 Standard Duty Fail Secure Series: Faceplate 1 1/4" x 5 7/8", offset opening. Designed for wood jamb installations. Tamper Strength of 1400lbs. Cycle Test of 500,000 cycles. Keeper Depth of 5/8", Maximum latch projection possible with 1/8" of door frame/clearance 3/4". Strike Depth of 1.46" overall.

1401-01	(3-6VDC/8-16VAC)	Specify US4 or US26D.	\$120.00
1401-05	(12VAC/12VDC)	Specify US4 or US26D.	\$120.00
1401-08	(24VAC/24VDC)	Specify US4 or US26D.	\$120.00



1402

1402 Standard Duty Fail Secure Series: Faceplate 1 1/4" x 4 7/8", centerline opening. Designed for metal and aluminum jamb installations. Tamper Strength of 1400lbs. Cycle Test of 500,000 cycles. Keeper Depth of 5/8", Maximum latch projection possible with 1/8" of door frame/clearance 3/4". Strike Depth of 1.50" overall.

1402-01	(3-6VDC/8-16VAC)	Specify US28, US4 or US10B.	\$127.00
1402-05	(12VAC/12VDC)	Specify US28, US4 or US10B.	\$127.00
1402-08	(24VAC/24VDC)	Specify US28, US4 or US10B.	\$127.00

Optional Radius faceplates when application requires (specify "RAD"). +\$6.00
 Optional 2" lip extension available, (Add #10002). +\$23.00



1403

1403 Standard Duty Fail Secure Series: Faceplate 1 1/4" x 6 7/8", centerline opening. Designed for metal and aluminum jamb installations. Tamper Strength of 1400lbs. Cycle Test of 500,000 cycles. Keeper Depth of 5/8", Maximum latch projection possible with 1/8" of door frame/clearance 3/4". Strike Depth of 1.50" overall.

1403-01	(3-6VDC/8-16VAC)	Specify US28 or US10B.	\$131.00
1403-05	(12VAC/12VDC)	Specify US28 or US10B.	\$131.00
1403-08	(24VAC/24VDC)	Specify US28 or US10B.	\$131.00

Optional Radius faceplates when application requires (specify "RAD"). +\$6.00
 Optional 2" lip extension available, (Add #10002). +\$23.00



1404

1404 Standard Duty Fail Secure Series: Faceplate 1 7/16" x 7 15/16", centerline opening. Designed for metal, wood and aluminum jamb installations. Tamper Strength of 1400lbs. Cycle Test of 500,000 cycles. Keeper Depth of 5/8", Maximum latch projection possible with 1/8" of door frame/clearance 3/4". Strike Depth of 1.56" overall.

1404-01	(3-6VDC/8-16VAC)	Specify US28, US4 or US10B.	\$134.00
1404-05	(12VAC/12VDC)	Specify US28, US4 or US10B.	\$134.00
1404-08	(24VAC/24VDC)	Specify US28, US4 or US10B.	\$134.00

Optional 2" lip extension available, (Add #10002). +\$23.00

Int. / Intermittent use: not to exceed 10 seconds
Cont. / Continuous use: for a longer period of 10 seconds to indefinite.
Voltage Specifications for the ROFU® 1400 Series Fail Secure Strikes:

VOLTAGE	AMPS	OHMS	VAC INT.	VAC CONT.	VDC INT.	VDC CONT.	SPECIFY
8-16 VAC OR 3-6 VDC	Use Ohms Law	3.6	YES	NO	YES	NO	-01
12 VAC OR 12 VDC	.150 .200	55.0	YES	NO	YES	YES	-05
24 VAC OR 24 VDC	.080 .110	215.0	YES	NO	YES	YES	-08



ROFU® International Corp.

Suggested List Prices February 1, 2008



1430 High Security Fail Secure Series: Faceplate 1 1/4" x 4 7/8", opening starts 3/8" below centerline. Designed for metal and aluminum jamb installations. Designed for most Schlage, Sargent and Yale mortise locksets. Tamper Strength of 1700lbs. Cycle Test of 500,000 cycles. Keeper Depth of 5/8", Maximum latch projection possible with 1/8" of door frame/clearance 3/4". Strike Depth of 1.50" overall. **Specify Left Hand or Right Hand.**

1430-01 (3-6VDC / 8-16VAC)	LH or RH	US32D	\$310.00
1430-05 (12VAC/12VDC)	LH or RH	US32D	\$310.00
1430-08 (24VAC/24VDC)	LH or RH	US32D	\$310.00
Optional Plating of US3.			+\$50.00
Optional Painting of US10B			+30.00



1430

1440 High Security Fail Secure Series: Faceplate 1 1/4" x 4 7/8", opening starts at centerline. Designed for metal and aluminum jamb installations. Designed for most "other" mortise locksets. Tamper Strength of 1700lbs. Cycle Test of 500,000 cycles. Keeper Depth of 5/8", Maximum latch projection possible with 1/8" of door frame/clearance 3/4". Strike Dept of 1.50" overall. **Specify Left Hand or Right Hand.**

1440-01 (3-6VDC / 8-16VAC)	LH or RH	US32D	\$310.00
1440-05 (12VAC/12VDC)	LH or RH	US32D	\$310.00
1440-08 (24VAC/24VDC)	LH or RH	US32D	\$310.00
Optional Plating of US3.			+\$50.00
Optional Painting of US10B			+30.00



1440

1450 High Security Fail Secure Series: Faceplate 1 1/4" x 4 7/8", centerline opening. Designed for metal and aluminum jamb installations. Tamper Strength of 1700lbs. Cycle Test of 500,000 cycles. Keeper Depth of 5/8", Maximum latch projection possible with 1/8" of door frame/clearance 3/4". Strike Depth of 1.50" overall.

1450-01 (3-6VDC / 8-16VAC)	US32D	\$310.00
1450-05 (12VAC/12VDC)	US32D	\$310.00
1450-08 (24VAC/24VDC)	US32D	\$310.00
Optional Plating of US3.		+\$50.00
Optional Painting of US10B		+30.00



1450

1460 High Security Fail Secure Series: Faceplate 1 3/8" x 9", centerline opening. Designed for metal, wood and aluminum jamb installations. Tamper Strength of 1700lbs. Cycle Test of 500,000 cycles. Keeper Depth of 5/8", Maximum latch projection possible with 1/8" of door frame/clearance 3/4". Strike Depth of 1.50" overall. Requires 1 1/2" jamb modification.

1460-01 (3-6VDC / 8-16VAC)	US32D	\$360.00
1460-05 (12VAC/12VDC)	US32D	\$360.00
1460-08 (24VAC/24VDC)	US32D	\$360.00
Optional deadbolt cutout available, Specify LH or RH		+\$50.00
Optional Plating of US3.		+\$50.00
Optional Painting of US10B		+30.00



1460

1470 High Security Fail Secure Series: Faceplate 1 3/8" x 9", centerline keeper opening. Designed for metal, wood and aluminum jamb installations. Tamper Strength of 1700lbs. Cycle Test of 500,000 cycles. Keeper Depth of 5/8", Maximum latch projection possible with 1/8" of door frame/clearance 3/4". Strike Depth of 1.50" overall. Requires 2" jamb modification. Deadbolt cutout standard. **Specify Left Hand or Right Hand.**

1470B-01 (3-6VDC / 8-16VAC)	LH or RH	US32D	\$410.00
1470B-05 (12VAC/12VDC)	LH or RH	US32D	\$410.00
1470B-08 (24VAC/24VDC)	LH or RH	US32D	\$410.00
Optional Plating of US3.			+\$50.00
Optional Painting of US10B			+30.00



1470



ROFU® International Corp.

Suggested List Prices February 1, 2008



3401

3401 Standard Duty Fail Safe Series: Faceplate 1 1/4" x 5 7/8", offset opening. Designed for wood jamb installations. Tamper Strength of 1400lbs. Cycle Test of 500,000 cycles. Keeper Depth of 5/8", Maximum latch projection possible with 1/8" of door frame/clearance 3/4". Strike Depth of 1.46" overall.

3401-06	(12VDC)	Specify US4 or US26D.	\$168.00
3401-09	(24VDC)	Specify US4 or US26D.	\$168.00



3402

3402 Standard Duty Fail Safe Series: Faceplate 1 1/4" x 4 7/8", centerline opening. Designed for metal and aluminum jamb installations. Tamper Strength of 1400lbs. Cycle Test of 500,000 cycles. Keeper Depth of 5/8", Maximum latch projection possible with 1/8" of door frame/clearance 3/4". Strike Depth of 1.50" overall.

3402-06	(12VDC)	Specify US28, US4 or US10B.	\$175.00
3402-09	(24VDC)	Specify US28, US4 or US10B.	\$175.00

Optional Radius faceplates when application requires (specify "RAD"). +\$6.00
 Optional 2" lip extension available, (Add #10002). +\$23.00



3403

3403 Standard Duty Fail Safe Series: Faceplate 1 1/4" x 6 7/8", centerline opening. Designed for metal and aluminum jamb installations. Tamper Strength of 1400lbs. Cycle Test of 500,000 cycles. Keeper Depth of 5/8", Maximum latch projection possible with 1/8" of door frame/clearance 3/4". Strike Depth of 1.50" overall.

3403-05	(12VDC)	Specify US28 or US10B.	\$179.00
3403-08	(24VDC)	Specify US28 or US10B.	\$179.00

Optional Radius faceplates when application requires (specify "RAD"). +\$6.00
 Optional 2" lip extension available, (Add #10002). +\$23.00



3404

3404 Standard Duty Fail Safe Series: Faceplate 1 7/16" x 7 15/16", centerline opening. Designed for metal, wood and aluminum jamb installations. Tamper Strength of 1400lbs. Cycle Test of 500,000 cycles. Keeper Depth of 5/8", Maximum latch projection possible with 1/8" of door frame/clearance 3/4". Strike Depth of 1.56" overall.

3404-05	(12VDC)	Specify US28, US4 or US10B.	\$182.00
3404-08	(24VDC)	Specify US28, US4 or US10B.	\$182.00

Optional 2" lip extension available, (Add #10002). +\$23.00

Int. / Intermittent use: not to exceed 10 seconds
Cont. / Continuous use: for a longer period of 10 seconds to indefinite.
Voltage Specifications for the ROFU® 3400 Series Fail Safe Strikes:

VOLTAGE	AMPS	OHMS	VAC INT.	VAC CONT.	VDC INT.	VDC CONT.	SPECIFY
12 VDC	.240	50.3	NO	NO	YES	YES	-06
24 VDC	.110	190.9	NO	NO	YES	YES	-09



ROFU® International Corp.

Suggested List Prices February 1, 2008



3430 High Security Fail Safe Series: Faceplate 1 1/4" x 4 7/8", opening starts 3/8" below centerline. Designed for metal and aluminum jamb installations. Designed for most Schlage, Sargent and Yale mortise locksets. Tamper Strength of 1700lbs. Cycle Test of 500,000 cycles. Keeper Depth of 5/8", Maximum latch projection possible with 1/8" of door frame/clearance 3/4". Strike Depth of 1.50" overall. **Specify Left Hand or Right Hand.**

3430-06 (12VDC)	LH or RH	US32D	\$368.00
3430-09 (24VDC)	LH or RH	US32D	\$368.00
Optional Plating of US3.			+\$50.00
Optional Painting of US10B			+30.00



3430

3440 High Security Fail Safe Series: Faceplate 1 1/4" x 4 7/8", opening starts at centerline. Designed for metal and aluminum jamb installations. Designed for most "other" mortise locksets. Tamper Strength of 1700lbs. Cycle Test of 500,000 cycles. Keeper Depth of 5/8", Maximum latch projection possible with 1/8" of door frame/clearance 3/4". Strike Dept of 1.50" overall. **Specify Left Hand or Right Hand.**

3440-06 (12VDC)	LH or RH	US32D	\$368.00
3440-09 (24VDC)	LH or RH	US32D	\$368.00
Optional Plating of US3.			+\$50.00
Optional Painting of US10B			+30.00



3440

3450 High Security Fail Safe Series: Faceplate 1 1/4" x 4 7/8", centerline opening. Designed for metal and aluminum jamb installations. Tamper Strength of 1700lbs. Cycle Test of 500,000 cycles. Keeper Depth of 5/8", Maximum latch projection possible with 1/8" of door frame/clearance 3/4". Strike Depth of 1.50" overall.

3450-06 (12VDC)	US32D	\$368.00
3450-09 (24VDC)	US32D	\$368.00
Optional Plating of US3.		+\$50.00
Optional Painting of US10B		+30.00



3450

3460 High Security Fail Safe Series: Faceplate 1 3/8" x 9", centerline opening. Designed for metal, wood and aluminum jamb installations. Tamper Strength of 1700lbs. Cycle Test of 500,000 cycles. Keeper Depth of 5/8", Maximum latch projection possible with 1/8" of door frame/clearance 3/4". Strike Depth of 1.50" overall. *Requires 1 1/2" jamb modification.*

3460-06 (12VDC)	US32D	\$418.00
3460-09 (24VDC)	US32D	\$418.00
Optional deadbolt cutout available, Specify LH or RH		+\$50.00
Optional Plating of US3.		+\$50.00
Optional Painting of US10B		+30.00



3460

3470 High Security Fail Safe Series: Faceplate 1 3/8" x 9", centerline opening. Designed for metal, wood and aluminum jamb installations. Tamper Strength of 1700lbs. Cycle Test of 500,000 cycles. Keeper Depth of 5/8", Maximum latch projection possible with 1/8" of door frame/clearance 3/4". Strike Depth of 1.50" overall. *Requires 2" jamb modification.* **Deadbolt cutout standard. Specify Left Hand or Right Hand.**

3470-06 (12VDC)	LH or RH	US32D	\$468.00
3470-09 (24VDC)	LH or RH	US32D	\$468.00
Optional Plating of US3.			+\$50.00
Optional Painting of US10B			+30.00



3470



ROFU® International Corp.

Suggested List Prices February 1, 2008



1701

1701 Standard Duty Fail Secure Series: Faceplate 1 1/4" x 5 7/8", offset opening. Designed for wood jamb installations. Tamper Strength of 1000lbs. Cycle Test of 500,000 cycles. Keeper Depth of 1/2", Maximum latch projection possible with 1/8" of door frame/clearance 5/8". Strike Depth of 1.29" overall.

1701-01	(3-6VDC/8-16VAC Intermittent)	Specify US4 or US26D	\$120.00
1701-04	(12VAC/12VDC Intermittent)	Specify US4 or US26D	\$120.00
1701-05	(12VDC Continuous)	Specify US4 or US26D	\$120.00
1701-07	(24VAC/24VDC Intermittent)	Specify US4 or US26D	\$120.00
1701-08	(24VDC Continuous)	Specify US4 or US26D	\$120.00



1702

1702 Standard Duty Fail Secure Series: Faceplate 1 1/4" x 4 7/8", centerline opening. Designed for metal, wood and aluminum jamb installations. Tamper Strength of 1000lbs. Cycle Test of 500,000 cycles. Keeper Depth of 1/2", Maximum latch projection possible with 1/8" of door frame/clearance 5/8". Strike Depth of 1.50" overall.

1702-01	(3-6VDC/8-16VAC Intermittent)	Specify US28, US4 or US10B	\$127.00
1702-04	(12VAC/12VDC Intermittent)	Specify US28, US4 or US10B	\$127.00
1702-05	(12VDC Continuous)	Specify US28, US4 or US10B	\$127.00
1702-07	(24VAC/24VDC Intermittent)	Specify US28, US4 or US10B	\$127.00
1702-08	(24VDC Continuous)	Specify US28, US4 or US10B	\$127.00

Optional Radius faceplates when application requires (specify "RAD"). +\$6.00
 Optional 2" lip extension available, (Add #10002). +\$23.00



1703

1703 Standard Duty Fail Secure Series: Faceplate 1 1/4" x 6 7/8", centerline opening. Designed for metal and aluminum jamb installations. Tamper Strength of 1000lbs. Cycle Test of 500,000 cycles. Keeper Depth of 1/2", Maximum latch projection possible with 1/8" of door frame/clearance 5/8". Strike Depth of 1.50" overall.

1703-01	(3-6VDC/8-16VAC Intermittent)	Specify US28 or US10B	\$131.00
1703-04	(12VAC/12VDC Intermittent)	Specify US28 or US10B	\$131.00
1703-05	(12VDC Continuous)	Specify US28 or US10B	\$131.00
1703-07	(24VAC/24VDC Intermittent)	Specify US28 or US10B	\$131.00
1703-08	(24VDC Continuous)	Specify US28 or US10B	\$131.00

Optional Radius faceplates when application requires (specify "RAD"). +\$6.00
 Optional 2" lip extension available, (Add #10002). +\$23.00



1704

1704 Standard Duty Fail Secure Series: Faceplate 1 7/16" x 7 15/16", centerline opening. Designed for metal, wood and aluminum jamb installations. Tamper Strength of 1000lbs. Cycle Test of 500,000 cycles. Keeper Depth of 9/16", Maximum latch projection possible with 1/8" of door frame/clearance 11/16". Strike Depth of 1.56" overall.

1704-01	(3-6VDC/8-16VAC Intermittent)	Specify US28, US4 or US10B	\$135.00
1704-04	(12VAC/12VDC Intermittent)	Specify US28, US4 or US10B	\$135.00
1704-05	(12VDC Continuous)	Specify US28, US4 or US10B	\$135.00
1704-07	(24VAC/24VDC Intermittent)	Specify US28, US4 or US10B	\$135.00
1704-08	(24VDC Continuous)	Specify US28, US4 or US10B	\$135.00

Optional Radius faceplates when application requires (specify "RAD"). +\$6.00
 Optional 2" lip extension available, (Add #10002). +\$23.00

Int. / Intermittent use: not to exceed 10 seconds
Cont. / Continuous use: for a longer period of 10 seconds to indefinite.
Voltage Specifications for the ROFU® 1700 Series Fail Secure Strikes:

VOLTAGE	AMPS	OHMS	VAC INT.	VAC CONT.	VDC INT.	VDC CONT.	SPECIFY	SERIES
8-16 VAC OR 3-6 VDC	Use Ohms Law	16.0	YES	NO	YES	NO	-01	1700
12 VAC OR 12 VDC	.460 .685	16.0	YES	NO	YES	NO	-04	1700
12 VDC	.250	48.0	NO	NO	YES	YES	-05	1700
24 VAC OR 24 VDC	.380 .570	42.0	YES	NO	YES	NO	-07	1700
24 VDC	.140	170.0	NO	NO	YES	YES	-08	1700

OHMS LAW: VOLTAGE ÷ RESISTANCE = AMPS



ROFU® International Corp.

Suggested List Prices February 1, 2008



2400 Standard Duty / High Security Fail Safe/Fail Secure DO IT ALL STRIKE KIT:

Field reversible from Fail Secure to Fail Safe. Field Selectable of 12VAC/VDC or 24VAC/VDC. Now UL Listed. Comes with two US32D Faceplates: 1 1/4" x 4 7/8" and 1 7/16 x 7 15/16". Low profile, strike depth of 1 1/4" overall. Tamper Strength of 1500lbs. Cycle test of 1,000,000 cycles. Keeper Depth of 1/2", Maximum latch projection possible with 1/8" of door frame/clearance 5/8".

2400 Kit (12VAC/VDC / 24VAC/VDC) US32D	\$150.00
Optional 1" lip extension available, (Add #5525).	+\$12.00
Optional 2" lip extension available, (Add #5550).	+\$22.00

2400 Standard Duty / High Security Fail Safe/Fail Secure w/ Latch Monitor Kit:

Field reversible from Fail Secure to Fail Safe. Comes with two US32D Faceplates: 1 1/4" x 4 7/8" and 1 7/16 x 7 15/16". Low profile, strike depth of 1 1/4" overall. Tamper Strength of 1500lbs. Cycle test of 1,000,000 cycles. Keeper Depth of 1/2", Maximum latch projection possible with 1/8" of door frame/clearance 5/8". Latch monitoring built in, but this item is still voltage specific.

2400-05 LM Kit (12VAC/VDC) US32D With Latch Monitoring	\$198.00
2400-08 LM Kit (24VAC/VDC) US32D With Latch Monitoring	\$198.00
Optional 1" lip extension available, (Add #5525).	+\$12.00
Optional 2" lip extension available, (Add #5550).	+\$22.00

1960 Fail Secure High Security Rim Mount Strike for Crash Bars Faceplate 9 1/2" x 1 3/4"

stainless steel. "PK" design keeper. Cycle Test of 500,000 cycles. 5/8" thick faceplate. 2 each 1/8" faceplate spacers included. Integrated non-handed ramps for dead locking latch bolt function. Now with Latch monitoring at no additional cost!

1960-05 (12VAC/12VDC) US32D w/ latch monitoring	\$380.00
1960-08 (24VAC/24VDC) US32D w/ latch monitoring	\$380.00
0077 Additional 1/16" Spacer	



3960 Fail Safe High Security Rim Mount Strike for Crash Bars Faceplate 9 1/2" x 1 3/4"

stainless steel. "PK" design keeper. Cycle Test of 500,000 cycles. 5/8" thick faceplate. 2 each 1/8" faceplate spacers included. Integrated non-handed ramps for dead locking latch bolt function. Now with Latch monitoring at no additional cost!

3960-06 (12VDC) US32D w/ latch monitoring	\$420.00
3960-09 (24VDC) US32D w/ latch monitoring	\$420.00
0077 Additional 1/16" Spacer	\$8.00



ANSI 2402 LONG 2404



1960 / 3960



Int. / Intermittent use: not to exceed 10 seconds
Cont. / Continuous use: for a longer period of 10 seconds to indefinite
Voltage Specifications for
ROFU® 2400 Series / ROFU® 1900 Series / ROFU® 3900 Series

VOLTAGE	AMPS	OHMS	VAC INT.	VAC CONT.	VDC INT.	VDC CONT.	SPECIFY	SERIES
12 VAC OR 12 VDC	.190 .260	45.1	YES	NO	YES	YES	-05	2400
24 VAC OR 24 VDC	.110 .150	157.7	YES	NO	YES	YES	-08	2400

VOLTAGE	AMPS	OHMS	VAC INT.	VAC CONT.	VDC INT.	VDC CONT.	SPECIFY	SERIES
12 VAC OR 12 VDC	.120 .180	67.0	YES	NO	YES	YES	-05	1900
24 VAC OR 24 VDC	.075 .100	235.0	YES	NO	YES	YES	-08	1900

VOLTAGE	AMPS	OHMS	VAC INT.	VAC CONT.	VDC INT.	VDC CONT.	SPECIFY	SERIES
12 VDC	.240	50.0	NO	NO	YES	YES	-06	3900
24 VDC	.100	235.0	NO	NO	YES	YES	-09	3900

OHMS LAW: VOLTAGE ÷ RESISTANCE = AMPS



ROFU® International Corp.

Suggested List Prices February 1, 2008



1501



1505

1501 / 1505 Standard Duty Fail Secure Series: Faceplate 1 1/4" x 5 7/8", offset opening. Designed for wood jamb installations. Tamper Strength of 1000lbs. Cycle Test of 500,000 cycles. Keeper Depth of 5/8", Maximum latch projection possible with 1/8" of door frame/clearance 3/4". Strike Depth of 1.43" overall.

Solenoid mounts to faceplate from front (separate spacers):

1501-01 (3-6VDC/8-16VAC)	Specify US4 or US26D	\$68.00
1501-05 (12VAC/12VDC)	Specify US4 or US26D	\$78.00
1501-08 (24VAC/24VDC)	Specify US4 or US26D	\$78.00

Solenoid mounts to faceplate from side (integrated spacers):

1505-01 (3-6VDC/8-16VAC)	Specify US4 or US26D	\$68.00
1505-05 (12VAC/12VDC)	Specify US4 or US26D	\$78.00
1505-08 (24VAC/24VDC)	Specify US4 or US26D	\$78.00



1507

1507 Standard Duty Fail Secure Series: Faceplate 1 1/8" x 2 3/4", center opening. Designed for metal and aluminum jamb installations. Tamper Strength of 1000lbs. Cycle Test of 500,000 cycles. Keeper Depth of 5/8", Maximum latch projection possible with 1/8" of door frame/clearance 3/4". Strike Depth of 1.43" overall.

1507-01 (3-6VDC/8-16VAC)	Specify US28, US4 or US10B	\$68.00
1507-05 (12VAC/12VDC)	Specify US28, US4 or US10B	\$78.00
1507-08 (24VAC/24VDC)	Specify US28, US4 or US10B	\$78.00



1508

1508 Standard Duty Fail Secure Series: Faceplate 1 1/8" x 5 7/8", center opening. Designed for metal, wood and aluminum jamb installations. Tamper Strength of 1000lbs. Cycle Test of 500,000 cycles. Keeper Depth of 5/8", Maximum latch projection possible with 1/8" of door frame/clearance 3/4". Strike Depth of 1.43" overall.

1508-01 (3-6VDC/8-16VAC)	US28	\$72.00
1508-05 (12VAC/12VDC)	US28	\$82.00
1508-08 (24VAC/24VDC)	US28	\$82.00



1509

1509 Standard Duty Fail Secure Series: Faceplate 1 7/16" x 7 15/16", center opening. Designed for metal, wood and aluminum jamb installations. Tamper Strength of 1000lbs. Cycle Test of 500,000 cycles. Keeper Depth of 5/8", Maximum latch projection possible with 1/8" of door frame/clearance 3/4". Strike Depth of 1.43" overall.

1509-01 (3-6VDC/8-16VAC)	US28	\$74.00
1509-05 (12VAC/12VDC)	US28	\$84.00
1509-08 (24VAC/24VDC)	US28	\$84.00



1512

1512 Standard Duty Fail Secure Series: Faceplate designed for surface mount. Designed for metal, wood and aluminum jamb installations. Tamper Strength of 1000lbs. Cycle Test of 500,000 cycles. Keeper Depth of 5/8", Maximum latch projection possible with 1/8" of door frame/clearance 3/4".

1512-01 (3-6VDC/8-16VAC)	Gray	\$72.00
1512-05 (12VAC/12VDC)	Gray	\$82.00
1512-08 (24VAC/24VDC)	Gray	\$82.00

Int. / Intermittent use: not to exceed 10 seconds

Cont. / Continuous use: for a longer period of 10 seconds to indefinite.

Voltage Specifications for the ROFU® 1500 Series Fail Secure Strikes:

VOLTAGE	AMPS	OHMS	VAC INT.	VAC CONT.	VDC INT.	VDC CONT.	SPECIFY
8-16 VAC OR 3-6 VDC	Use Ohms Law	3.6	YES	NO	YES	NO	-01
12 VAC OR 12 VDC	.150 .200	55.0	YES	NO	YES	YES	-05
24 VAC OR 24 VDC	.080 .110	215.0	YES	NO	YES	YES	-08



ROFU® International Corp.

Suggested List Prices February 1, 2008



Replacement Solenoids (Power Packs / Strike Motors)

1400-01 LH or 1400-01 RH	8-16VAC/3-6VDC	Fail Secure	\$105.00
1400-05 LH or 1400-05 RH	12VAC/12VDC	Fail Secure	\$105.00
1400-08 LH or 1400-08 RH	24VAC/24VDC	Fail Secure	\$105.00
1500-01	8-16VAC/3-6VDC	Fail Secure	\$66.00
1500-05	12VAC/12VDC	Fail Secure	\$76.00
1500-08	24VAC/24VDC	Fail Secure	\$76.00
1700-01	8-16VAC/3-6VDC	Fail Secure	\$105.00
1700-04	12VAC/12VDC	Fail Secure	\$105.00
1700-05	12VDC	Fail Secure	\$105.00
1700-07	24VAC/24VDC	Fail Secure	\$105.00
1700-08	24VDC	Fail Secure	\$105.00
1900-05	12VAC/12VDC	Fail Secure	\$180.00
1900-08	24VAC/24VDC	Fail Secure	\$180.00
3400-06 LH or 3400-06 RH	12VDC	Fail Safe	\$153.00
3400-09 LH or 3400-09 RH	24VDC	Fail Safe	\$153.00
3900-06	12VDC	Fail Safe	\$220.00
3900-09	24VDC	Fail Safe	\$220.00

ROFU 8900 Series, 50lbs Holding Force Hold Open Magnetic Locks, UL Listed

Built-in rectifier, Voltage specific per model shown.

Ratings: 125mA @ 12VAC / 175mA @ 12VDC / or / 105mA @24VAC / 140mA @ 24VDC


8900-12 UL	12V, Flush Mount	\$109.00
8900-24 UL	24V, Flush Mount	\$109.00
8910-12 UL	12V, Wall Mount	\$150.00
8910-24 UL	24V, Wall Mount	\$150.00
8920-12 UL	12V, Floor Mount	\$236.00
8920-24 UL	24V, Flush Mount	\$236.00
8999	Spacer Kit, to extend the armature plate closer to the magnet, 1/2" to 1 1/2"	\$29.00
20916	Replacement Armature Plate & Swivel	\$30.00





ROFU® International Corp.

Suggested List Prices February 1, 2008



8000

8000 - Sliding Door Magnet / 650lbs holding force \$292.00
 12VDC (450mA @ 12VDC).
 Dimensions: 9"L x 1 1/2"H x 1 3/16"W



8003S

8003S - Micro Magnet (Standard Mount) / 275lbs holding force \$208.00
 12VDC (315mA @ 12VDC).
 Dimensions: 6 3/8"L x 1 5/16"H x 1"W



8003M

8003M - Micro Magnet (Mortise Mount) / 275lbs holding force \$208.00
 12VDC (315mA @ 12VDC).
 Dimensions: 7 1/16"L x 1 1/4"H x 1"W



8003F

8003F - Micro Magnet (Front Mount) / 275lbs holding force \$208.00
 12VDC (315mA @ 12VDC).
 Dimensions: 6 3/8"L x 1 5/16"H x 1"W



cULus 8005

8005 - Mini Door Monitored Magnet / 650lbs holding force \$313.00
 With Bi-Colored LED, Bond Sensor
 12VDC/24VDC (415mA @ 12VDC / 215mA @ 24VDC)
 Dimensions: 10"L x 1 5/8"H x 1"W
Available in US28 or US40

**** The "001" (Monitoring) feature is NOW STANDARD in the 8005 series**

US3 (Bright Brass) plating is available. US3 Housings are in stock, \$125.00 net up charge

8011-LC - Standard Single Door "Low Cost" Magnet / 1500lbs holding force \$324.00
 12VDC/24VDC (415mA @ 12VDC / 215mA @ 24VDC)
 Dimensions: 10 1/2"L x 2 5/8"H x 1 5/8"W
Available in US28 or US40

cULus



8011 Series

8011-002 - Double Monitored Single Door Monitored Magnet \$407.00
 1500lbs holding force / With Bi-Colored LED
 Includes bond sensor monitoring thru PCB and a secondary reed switch monitoring for true door status!
 12VDC/24VDC (415mA @ 12VDC / 215mA @ 24VDC)
 Dimensions: 10 1/2"L x 2 5/8"H x 1 5/8"W
Available in US28 or US40

**** The "DS" (Double Monitoring) feature is NOW STANDARD on the 8011-002 series**

US3 (Bright Brass) plating is available. US3 Housings are in stock, \$125.00 net up charge

8022-002 - Double Monitored Double Door Monitored Magnet US28 \$733.00
 1500lbs holding force, each side / With 2 Bi-Colored LED
 Includes bond sensor monitoring thru PCB and a secondary reed switch monitoring for true door status!
 12VDC/24VDC (415mA @ 12VDC / 215mA @ 24VDC) (each side)
 Dimensions: 21"L x 2 5/8"H x 1 5/8"W

8022-002 cULus



8022-002 - Double Door Monitored Magnet US40 \$733.00
 1500lbs holding force, each side / With 2 Bi-Colored LED / Includes bond sensor monitoring thru PCB
 12VDC/24VDC (415mA @ 12VDC / 215mA @ 24VDC) (each side)
 Dimensions: 21"L x 2 5/8"H x 1 5/8"W

8122-002 - Two Point Door Monitored Magnet / 1500lbs holding force, each end \$985.00
 With 2 Bi-Colored LED / Includes bond sensor monitoring thru PCB
 12VDC/24VDC (415mA @ 12VDC / 215mA @ 24VDC) (each end)
 Dimensions: 83"L x 5 5/8"H x 1 5/8"W
Available in US28



ROFU® International Corp.

Suggested List Prices February 1, 2008



8025 - Double Door Mini Magnet / 650lbs holding force, each side \$610.00
 12VDC/24VDC (415mA @ 12VDC / 215mA @ 24VDC) (each side)
 Dimensions: 19 3/4" L x 1 5/8" H x 1 3/16"W
Available in US28 or US40

8025-002 - Double Door Monitored Mini Magnet / 650lbs holding force, each side \$733.00
 With 2 Bi-Colored LED
 12VDC/24VDC (415mA @ 12VDC / 215mA @ 24VDC) (each side)
 Dimensions: 9"L x 1 1/2"H x 1 3/16"W
Available in US28 or US40

8031-002 - Sheer Lock Monitored Door Magnet / 2900lbs holding force \$733.00
 12VDC/12VDC (holding: 0.4Amp @ 12VDC, 0.2 @24VDC)
 Dimensions: 10.5"L x 1 3/8" W x 1 5/16"D

8035 - Sheer Lock Door Magnet / 1200lbs holding force \$425.00
 12VDC/12VDC (350mA @ 12VDC, 190mA @24VDC)
 Dimensions: 7 1/8" L x 1 3/8" W x 1 1/8" D

8035-002 - Sheer Lock Monitored Door Magnet / 12000lbs holding force \$510.00
 12VDC/12VDC (350mA @ 12VDC, 190mA @24VDC)
 Dimensions: 7 1/8" L x 1 3/8" W x 1 1/8" D

8040 - Gate Magnetic Lock / 1200lbs holding force with conduit fitting \$407.00
 450mA @ 12VDC / 225mA@24VDC
 Dimensions: 8" x 2 1/2" x 1 1/2"

8040-12 12VDC Gate Lock \$407.00
 8040-24 24VDC Gate Lock \$407.00

8040-002 - Monitored Gate Magnetic Lock / 1200lbs holding force \$512.00
 450mA @ 12VDC / 225mA@24VDC
 Dimensions: 8" x 2 1/2" x 1 1/2"

8040-002-12 12VDC Monitored Gate Lock \$512.00
 8040-002-24 24VDC Monitored Gate Lock \$512.00

8011-003 - Delayed Egress Magnetic Lock / 1200lbs holding force, works with movement of the door. Completely Self Contained. With Bi-Colored LED. All options are now field selectable. \$945.00
 Dimensions: 10 1/2"L x 2 5/8"H x 1 5/8"W

8011-003-28 12VDC/24VDC Delayed Egress Magnetic Lock **NEW!** \$945.00

8011-004 - Delayed Egress Magnetic Lock System / 1500lbs holding force, works with movement of the supplied micro-switch bar. With Bi-Colored LED. Includes Magnet, Bar and Door Cord. \$798.00 / \$843.00
 Dimensions: 10 1/2"L x 2 5/8"H x 1 5/8"W

8011-004-12-28 12VDC Delayed Egress Magnetic System \$798.00
 8011-004-24-28 24VDC Delayed Egress Magnetic System \$843.00



cULus 8025



8031-002




8035



8040



8011-003



8011-004 Delayed Egress System



8122-002 cULus

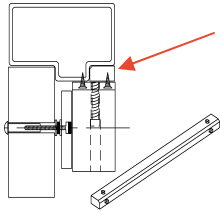


ROFU® International Corp.

Suggested List Prices February 1, 2008

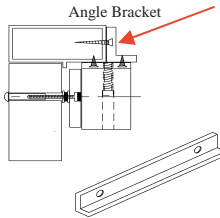


Filler Plate



ROFU Filler Plates, Designed to fill a gap as shown in photo:

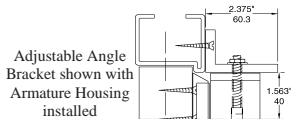
21000	1/2" x 3/4"	US40	For 8011 Series	\$25.00
21001	1/2" x 3/4"	US28	For 8011 Series	\$25.00
21002	1/2" x 3/4"	US40	For 8022 Series	\$50.00
21003	1/2" x 3/4"	US28	For 8022 Series	\$50.00
21004	5/8" x 3/4" or 3/4" x 5/8"	US40	For 8011 Series	\$28.00
21005	5/8" x 3/4" or 3/4" x 5/8"	US28	For 8011 Series	\$28.00
21006	5/8" x 3/4" or 3/4" x 5/8"	US40	For 8022 Series	\$56.00
21007	5/8" x 3/4" or 3/4" x 5/8"	US28	For 8022 Series	\$56.00



Angle Bracket

ROFU Angle Brackets, Designed for installation as shown in photo:

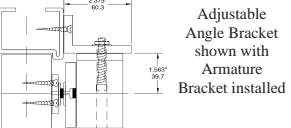
21020	1" x 1 1/2" x 5'16"	US40	For 8011 Series	\$55.00
21021	1" x 1 1/2" x 5'16"	US28	For 8011 Series	\$55.00
21022	1" x 1 1/2" x 5'16"	US40	For 8022 Series	\$110.00
21023	1" x 1 1/2" x 5'16"	US28	For 8011 Series	\$110.00



Adjustable Angle Bracket shown with Armature Housing installed

ROFU Adjustable Angle Brackets, Designed for installations as shown in photos:

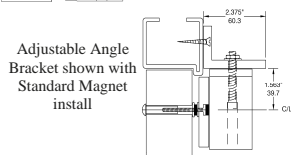
21020-1	1 1/2" x 2 3/8"	US40	For 8011 Series	\$66.00
21021-1	1 1/2" x 2 3/8"	US28	For 8011 Series	\$66.00
21022-1	1 1/2" x 2 3/8"	US40	For 8022 Series	\$132.00
21023-1	1 1/2" x 2 3/8"	US28	For 8022 Series	\$132.00



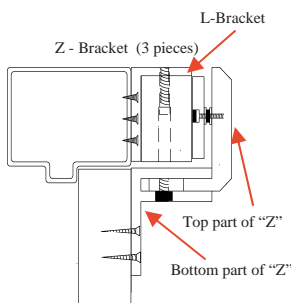
Adjustable Angle Bracket shown with Armature Bracket installed

ROFU Adjustable Angle Brackets, Designed for installations as shown in photos:

21020-2	2 3/8" x 2 3/8"	US40	For 8011 Series	\$69.00
21021-2	2 3/8" x 2 3/8"	US28	For 8011 Series	\$69.00
21022-2	2 3/8" x 2 3/8"	US40	For 8022 Series	\$138.00
21023-2	2 3/8" x 2 3/8"	US28	For 8022 Series	\$138.00



Adjustable Angle Bracket shown with Standard Magnet install



L-Bracket

Z - Bracket (3 pieces)

Top part of "Z"

Bottom part of "Z"

ROFU Z-Brackets, Designed for installing magnets on in-swinging doors:

21030	For 8005 Mini Series, US28	\$120.00
21031	For 8011 Standard Series, US28	\$145.00
21031-40	For 8011 Standard Series, US40	\$145.00
21032	For 8025 Mini Double, US28	\$168.00
21033	For 8022 Standard Double, US28	\$260.00
21033-40	For 8022 Standard Double, US40	\$260.00



1/2" Spacer Bar

ROFU Spacers, Designed to fill a space the same size as the magnet:

20920	1/4" Spacer / Replacement Mounting plate	For 8005 Series	\$37.00
20930	1/4" Spacer / Replacement Mounting plate	For 8011 Series	\$44.00
20921	1/2" Spacer	For 8005 Series	\$22.00
20934	1/2" Spacer	For 8011 Series	\$25.00

ROFU® International Corp.

Suggested List Prices February 1, 2008



ROFU Armature Mounting Brackets and Housings, Designed for installation as shown in photos:

Brackets Designed for Glass Door Installations:

21055	8005 / 8011 / 8022	US28	\$48.00
21056	8005 / 8011 / 8022	US40	\$48.00
((For the 8022 or the 8025 please use two of the above items))			

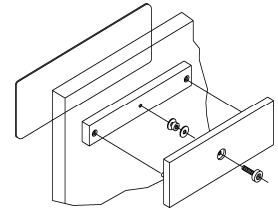
Housings Designed for Glass Door Installations:

21047	8005	US28	\$92.00
21048	8005	US40	\$92.00
21057	8011 Series	US28	\$125.00
21058	8011 Series	US40	\$125.00
((For the 8022 or the 8025 please use two of the above items))			

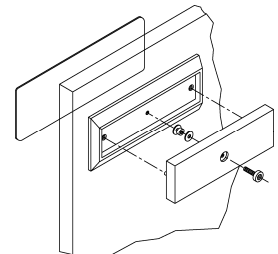
Installing the above requires the ROFU Glue Kit. Each kit should install up to 4 brackets or housings.
Not recommended for frosted glass.

21990	Glue Kit for Installation of the above products		\$135.00
-------	---	--	----------

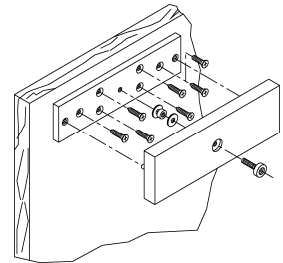
Armature Mounting Bracket
for Glass Doors



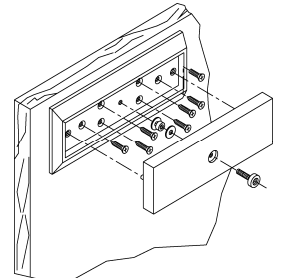
Armature Mounting Housing
for Glass Doors



Armature Mounting Bracket



Armature Mounting Housing



ROFU Armature Mounting Brackets and Housings, Designed for installation as shown in photos:

Brackets Designed for Installations as shown in photo:

21050	8005 / 8011	US28	\$33.00
21060	8022 (contains 2 pieces)	US28	\$66.00

Housings Designed for Installations as shown in photo:

21070	8005	US28	\$79.00
21071	8005	US40	\$79.00
21080	8011 Series	US28	\$100.00
21081	8011 Series	US40	\$100.00
((For the 8022 or the 8025 please use two of the above items))			

Surface Mounting Housing
For 8031 Shear Lock



ROFU Housings for 8031 Shear Lock US28:

Accessories for the 8031 Series:

21059	Surface Mount Housing for 8031-002 (each)	For 8031 Series	\$107.00
-------	---	-----------------	----------

ROFU Angle Bracket for the 8040 Gate Lock:

21035	"L" Brackets (pair) for 8040 Exterior Gate Lock	US28	\$105.00
-------	---	------	----------

Gate Lock Bracket





ROFU® International Corp.

Suggested List Prices February 1, 2008

Housing for 8035 Mini Shear Lock, Shown with #21037 U-Brackets

Housings for 8035 Mini Shear Lock



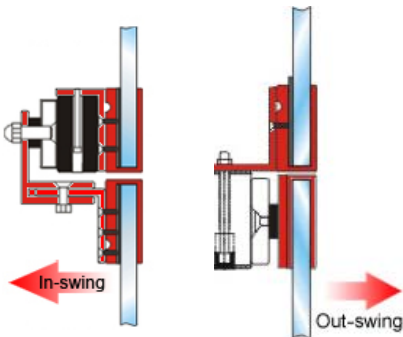
ROFU Housings for 8035 Shear Locks:

Accessories for 8035 Series:

21036	Surface Mount Housings (Set) US28	For 8035 Series	\$125.00
21037	U Brackets for use with the 21036 Housing	For 8035 Series	\$90.00
21054	Tamperproof Housings (Set) US28	For 8035 Series	\$130.00




21095-Inswing Shown here
Consists of two U brackets and 1 Z-bracket for in swing full glass door and full glass surround



ROFU U –Bracket Kit for 8005 Mini Magnetic Lock & Armature: (FOR MOUNTING ON FULL GLASS DOOR AND FRAME 14mm MAX THICKNESS)

Accessories for 8005 Series:

21095-Outswing	U-Bracket Kit for full glass door/frame for 8005 Series US28 (Consists of 2 U-brackets and an L-bracket for out-swing doors)	\$165.00
21095-Inswing	U-Bracket Kit for full glass door/frame for 8005 Series US28 (Consists of 2 U-brackets and a Z-bracket for in-swing doors)	\$290.00



ROFU “U” Bracket, Designed for installation of armature plate over Glass door:

21076	8005 Series	US28	\$66.00
21077	8011 Series	US28	\$66.00

ROFU Magnetic Lock Replacement Parts:

Replacement parts for 8000 & 8005 Magnetic Locks

20901	8000 / 8005 Series Armature Plate	\$45.00
20920	8005 Series Magnet Mounting Plate	\$37.00
20951	8005 Series Hardware Pack	\$28.00
20989	Replacement PC Board for 8005 & 8011-LC	\$36.00

Replacement parts for 8011 & 8022 Magnetic Locks

20910	8011 / 8022 Series Armature Plate	\$55.00
20915	8011 Series Split Armature Plate	\$95.00
20930	8011 Series Mounting Plate	US28 \$44.00
20931	8011 Series Mounting Plate	US40 \$44.00
20932	8022 Series Mounting Plate	US28 \$88.00
20933	8022 Series Mounting Plate	US40 \$88.00
20950	8011 Series Hardware Pack	\$28.00
20988	Replacement PC Board for 8011-002 / 8022-002	\$46.00
20989	Replacement PC Board for 8005 & 8011-LC	\$36.00
20993	Replacement Terminal Block	\$20.00
21990	Glue Kit	\$135.00

20099-PB	<i>In Stock</i>	Polished Brass Housing for 8005 Series	NET \$125.00 NET
20199-PB	<i>In Stock</i>	Polished Brass Housing for 8011 Series	NET \$125.00 NET

ROFU® International Corp.

Suggested List Prices February 1, 2008



ROFU 9200 Key Switches (SPDT) w/o cylinder

Specify US28 or US40

All cover plates are 1/4" thick aluminum and supplied with 2 "Snake Eyes" security screws and wrench.

9200 Series Rating : 10A/250V // 15A/125V Function: SPDT

Standard Plate (Standard Electrical Box Size) = 3" x 4 3/4"

9200	Momentary	\$78.00
9200-2	Momentary with 2 switches	\$155.00
9201	Momentary with Bi-Colored LED	\$99.00
9202	With Pneumatic Time Delay	\$295.00
9210	Maintained	\$78.00
9211	Maintained with Bi-Colored LED	\$99.00

Narrow Plate (Mullion Mounting) = 1 5/8" x 4 3/4"

9220	Momentary	\$78.00
9221	Momentary with Bi-Colored LED	\$99.00
9222	With Pneumatic Time Delay	\$295.00
9230	Maintained	\$78.00
9231	Maintained with Bi-Colored LED	\$99.00



ROFU 9300 REX Switches (DPDT)

Specify US28 or US40

All cover plates are 1/4" thick aluminum and supplied with 2 "Snake Eyes" security screws and wrench.

Standard Plate (Standard Electrical Box Size) = 3" x 4 3/4"

9300	1 Blue Button, Momentary	\$82.00
9301	2 Blue Buttons, Momentary	\$105.00
9302	3 Blue Buttons, Momentary	\$128.00
9303	1 Blue Button with Time Delay (9965)	\$140.00
9310	1 Blue Button, Maintained	\$82.00

Narrow Plate (Mullion Mounting) = 1 5/8" x 4 3/4"

9320	1 Blue Button, Momentary	\$82.00
9321	2 Blue Buttons, Momentary	\$105.00
9322	3 Blue Buttons, Momentary	\$128.00
9323	1 Blue Button with Time Delay (9965)	\$140.00
9330	1 Blue Button, Maintained	\$82.00



ROFU 9350/9360 REX Switches

Specify US28 or US40

All cover plates are 1/4" thick aluminum and supplied with 2 "Snake Eyes" security screws and wrench.

9350 Series, 2" Square "Push to Exit", LED illuminated REX

9350	Green Illuminated / SPDT / 12V LED	\$68.00
9350-TD	Green Illuminated / SPDT / 12V LED with 0-60 Sec. TD	\$141.00
9351	Green Illuminated / SPDT / 24V LED	\$78.00
9351-TD	Green Illuminated / SPDT / 24V LED with 0-60 Sec. TD	\$151.00

9360 Series, 2" Square "Handicapped" LED illuminated REX


9360	Blue Illuminated / SPDT / 12V LED	\$68.00
9360-TD	Blue Illuminated / SPDT / 12V LED with 0-60 Sec. TD	\$141.00
9361	Blue Illuminated / SPDT / 24V LED	\$78.00
9361-TD	Blue Illuminated / SPDT / 24V LED with 0-60 Sec. TD	\$151.00





ROFU® International Corp.

Suggested List Prices February 1, 2008



ROFU 9400 Series 1 1/2" Mushroom Buttons [Specify US28 or US40](#)


All cover plates are 1/4" thick aluminum and supplied with 2 "Snake Eyes" security screws and wrench.

Standard Plate (Standard Electrical Box Size) = 3" x 4 3/4"

9400	N/O Momentary	\$93.00
9401	N/C Momentary	\$93.00
9410	N/O Maintained (Push/Pull)	\$115.00
9411	N/C Maintained (Push/Pull)	\$115.00

Narrow Plate (Mullion Mounting) = 1 5/8" x 4 3/4"

9420	N/O Momentary	\$93.00
9421	N/C Momentary	\$93.00
9430	N/O Maintained (Push/Pull)	\$115.00
9431	N/C Maintained (Push/Pull)	\$115.00



ROFU 1 5/8" Mushroom Buttons [Specify US28 or US40](#)

All cover plates are 1/4" thick aluminum and supplied with 2 "Snake Eyes" security screws and wrench.

9450/9460 Series, 1 5/8" Red Mushroom "EXIT", NO & NC


Standard Plate (Standard Electrical Box Size) = 3" x 4 3/4"

9450	NO/NC Momentary	\$85.00
9451	NO/NC Maintained	\$87.00

Narrow Plate (Mullion Mounting) = 1 5/8" x 4 3/4"

9460	NO/NC Momentary	\$85.00
9461	NO/NC Maintained	\$87.00

Font Size:
7/16"



ROFU 1 5/8" Mushroom Buttons [Specify US28 or US40](#)

All cover plates are 1/4" thick aluminum and supplied with 2 "Snake Eyes" security screws and wrench.


9470/9480 Series, 1 5/8" Blue Mushroom "Handicapped", NO & NO

Standard Plate (Standard Electrical Box Size) = 3" x 4 3/4"

9470	NO/NC Momentary	\$85.00
------	-----------------	---------

Narrow Plate (Mullion Mounting) = 1 5/8" x 4 3/4"

9480	NO/NC Momentary	\$85.00
------	-----------------	---------



ROFU 2 3/8" Mushroom Buttons [Specify US28 or US40](#)

All cover plates are 1/4" thick aluminum and supplied with 2 "Snake Eyes" security screws and wrench.

Standard Plate (Standard Electrical Box Size) = 3" x 4 3/4"

9600	N/O Momentary	\$112.00
9601	N/C Maintained	\$112.00

Narrow Plate (Mullion Mounting) = 1 5/8" x 4 3/4"

9420	N/O Momentary	\$112.00
9421	N/C Maintained	\$112.00

ROFU® International Corp.

Suggested List Prices February 1, 2008



ROFU 9700 1 1/4" RED Flush Head SPST w/ metal surround *Specify US28 or US40*

All cover plates are 1/4" thick aluminum and supplied with 2 "Snake Eyes" security screws and wrench.

Standard Plate (Standard Electrical Box Size) = 3" x 4 3/4"

9700	N/O	Momentary	\$120.00
9701	N/C	Maintained	\$120.00

Narrow Plate (Mullion Mounting) = 1 5/8" x 4 3/4"

9720	N/O	Momentary	\$120.00
9721	N/C	Maintained	\$120.00



Replacement parts / Accessories for ROFU REX/Mushrooms, and Key Switches

For 9200 Key Switches:

9969	Pneumatic Time Delay	\$197.00
9970	Momentary switch	\$29.00
9971	Maintained switch	\$29.00
39240	Replacement Bi-Colored LED	\$12.00

For 9300 REX Buttons:

9960	Momentary pushbutton with blue cap	\$58.00
9961	Maintained pushbutton with blue cap	\$58.00
9964	Adjustable 0-60 Second time delay with timing LED and Leads	\$78.00
9965	Old design 0-30 Second time delay board	\$55.00
9972	Red replacement cap	\$7.00
9976	Blue Replacement cap	\$7.00
9979	"EXIT" for Small REX	\$5.00
9990e	12V Replacement Bulb (eao maintained switch) verify mfg on switch	\$9.00
9991e	24V Replacement Bulb (eao maintained switch) verify mfg on switch	\$9.00
9990i	12V Replacement LED (idec momentary switch) verify mfg on switch	\$18.00
9991i	24V Replacement LED (idec momentary switch) verify mfg on switch	\$18.00

For 9400 / 9600 / 9700 Mushroom Buttons

39330	Replacement 9400 1 1/2" Momentary Mushroom Head	\$58.00
39331	Replacement 9400 1 1/2" Maintained Mushroom Head	\$58.00
39332	Replacement 9700 1 1/4" Momentary Button	\$55.00
39335	Additional / Replacement N/O Contact Block	\$45.00
39336	Additional / Replacement N/C Contact Block	\$45.00
39340	Replacement 9600 2 3/8" Mushroom Head	\$65.00

ROFU 9500-36 Series - Micro Switch Bar, Designed to release a magnetic lock when the bar is depressed, NON latching.
 Actual Dimensions are 34 1/2" x 2 11/16" x 2 1/4", designed for a 36" door.
 These can be cut down as a special order (down to 22" in total length) no additional cost.

9500-36 US28	US28 Micro-Switch Bar	\$185.00
9500-36 Black	Black Micro Switch Bar	\$185.00
10318	Door Cord—See page one of price list	
9500x99	Replacement end caps set (tops and bottoms)	\$36.00





ROFU® International Corp.

Suggested List Prices February 1, 2008

ROFU® Electromagnetic Locks				
ROFU	Rutherford	Securitron	SDC	Locknetics
8000	8360	M34R	1591	320M
8003S	8375	-	1583	-
8003F	-	-	-	-
8003M	8365	-	-	-
8005	8371	M32/M38	1585	320
8005-001	8371 SCS LSS	-	-	320 DSM MBS
8011-LC	8310	M62/M68	1571	390+
8011-LC-TD	8310	-	-	390+ RTD
8011-002	8310 SCS LSS	M68LST	1511 DPS BAS	390+ DSM MBS L1
8011-002 DS	8310 SCS LSS DSS	M68DLST		390+ DSM MBS L1
8011-003				
8022-002	8320 SCS LSS	DM62SCL	1512 DPS BAS	392 DSM2 MBS2 L2
8025	8372			322
8031-002	-	-	-	GF3000 DSM MBS
8035		SAM		
8035-002		SAMSC		
8040	-	M62FG	1576	390G
8040-002	8380	M62SCFG	-	390 DSM MBS
8122-002	-	-	-	-

ROFU® Hold Open Electromagnetic Locks				
ROFU	Dorma	Rixon	Yale	Norton
8900	EM-503	FM 998	5933	6933
8910	EM-504	FM 997	5934	6934
8920	EM-501	FM 980	5931	6931

Faceplate Size	Jamb Type	ROFU® Models
1 1/4" x 2 3/4"	Aluminum or Metal	1507 (T-Strike)
1 1/4" x 4 7/8"	Aluminum or Metal	1402 / 1450 / 3402 / 3450
1 1/4" x 4 7/8"	Wood, Aluminum or Metal	1702 / 1802 / 2402
1 1/4" x 4 7/8"	Aluminum or Metal	1430 / 1440 / 3430 / 3440 (Below Centerline)
1 1/4" x 5 7/8"	Wood	1401 / 1501 / 1505 / 1701 / 3401
1 1/8" x 5 7/8"	Wood, Aluminum or Metal	1508
1 1/4" x 6 7/8"	Aluminum or Metal	1403 / 1703/ 1803 / 3403
1 7/16" x 7 15/16"	Wood, Aluminum or Metal	1404 / 1509 / 1704 / 1804 / 2404 / 3404
1 3/8" x 9"	Wood, Aluminum or Metal	1460 / 1470 / 3460 / 3470
1 3/4" x 9 7/16"	Wood, Aluminum or Metal	1960 / 3960 (Rim Mount for Panic Bar)
Rim Narrow	Wood, Aluminum or Metal	1512 (For Night Latches)

ROFU® International Corp.

Suggested List Prices February 1, 2008



ROFU	Adams Rite	Folger Adam	Rutherford	Trine	Von Duprin	H.E.S.
1401	-	-	-	1001-2	-	-
1402	7160/7820	112-75	4104/4114	012	-	7001
1403	7130	113-75	4107	-	-	5000-503
1404	7110/7810	118-75	4108	002/S002-2	-	7000-702
1430	7932/33	652-SYL	-	EN430	-	1006K/KD
1440	7934/35	652-RFL	-	EN435	-	1006KM
1450	7170	712	F1114	EN400	6211	7501
1460	7131	310-2	F1119	EN950	6215/6226	7505
1470	-	310-2 3/4	-	EN960	6214	-
1501	-	-	-	001	-	-
1505	-	-	-	HD001	-	-
1507	-	-	-	014	-	-
1508	-	-	-	014W	-	-
1509	-	-	-	002	-	-
1512	-	-	-	003	-	-
1701	-	-	-	1001-2	-	-
1702	7170A	-	7104/7114	2012RD	-	-
1703	7830/7130A	-	7107	2678	-	-
1704	7110A	-	7108	2002-WR	-	-
1802	7170A	-	7104/7114	2012RD	-	-
1803	7830/7130A	-	7107	2678	-	-
1804	7110A	-	7108	2002-WR	-	-
1960	71R1	310-4	0161	EN-800	6112	9600
2400 Kit	-	-	-	-	5100	-
2402	-	112	S6504	-	-	5200-501a
2404	-	118	S6508	-	-	5200-502
3401	-	-	-	1001-2RS	-	-
3402	7160FS	-	4314	012RS	-	-
3403	7130A	-	4307	-	-	-
3404	7110A	-	4308	002RS	-	7000-702
3430	7102RA	-	-	EN430RS	-	1006K/KD
3440	7104RA	-	-	EN435RS	-	1006KM
3450	7100RA	712FS	-	EN400RS	6211 FS	7501
3460	-	310-FS	-	EN950RS	6215 FS	7505
3470	-	310-2 3/4 FS	-	EN960RS	6214 FS	-
3960	71R1	310-4FS	-	EN800RS	6112 FS	9600

These cross reference charts are based on current information available to us. The manufacturers listed might have a more current list. Information is subject to change without notice, and is intended for reference purposes only.

ROFU® TERMS

- **Prices are subject to change without notice.**
- Credit terms are net thirty (30) days from date of invoice to customers with approved credit. Interest at the rate of 1.5% per month (APR 18%) may be charged on all past due accounts. In the event of failure to pay any amount due ROFU® International Corporation, all collection costs and/or attorney's fees incurred in attempts to collect any such amounts shall be paid by customer.
- A discount of 5% will be granted to customers who pay within ten (10) calendar days from the date of invoice. Discount does not apply to International, COD or credit card customers.
- Customers who do not have an open account will be shipped on COD or must pay in advance with a credit card.
- Title passes to the customer upon delivery of merchandise to the carrier. Loss and/or damage claims must be filed with the delivering carrier within 48 hrs of delivery. Packaging & packing material must be retained for use with the claims.
- A Return Authorization Number (RA#) must be obtained from ROFU® before any product can be returned. The RA# must be clearly marked on the outside of the box, or the box will be refused by our warehouse. Customer must prepay transportation charges and insurance on all returned merchandise.
- Repair, Replacement or Credit will be issued by ROFU® International Corporation at its option for merchandise with a defect in material or workmanship or for shipments made in error.

ROFU® Electromagnetic Lock Limited Lifetime Warranty / ROFU® Electric Strike Warranty

ROFU® International Corp. warrants its products to be free from defects in material and workmanship when they have been installed in accordance with ROFU's® instructions and maintained and used and not been modified or tampered with. ROFU® International Corp. does not assume any responsibility for damage to persons or property due to improper care, installation, storage, abuse or acts of God. This warranty is limited to the original purchaser and is not transferable.

ROFU's® liability is limited to the repair or at ROFU's® option the replacement of the defective product or part thereof. Any repaired or replaced product shall be warranted to the original purchaser only for the duration of the un-expired portion of the original warranty. ROFU® shall in no event be liable for any direct, indirect, economic or consequential damages. ROFU® is not responsible for any charges incurred for field service or installation.

ROFU® Electromagnetic Lock Limited Lifetime Warranty: ROFU® warrants only to the end user of the electromagnetic locks that the magnetic block will be free from defects in material and workmanship for the **lifetime** of such electromagnetic lock.

ROFU® PC Board Limited 18 month Warranty: ROFU® warrants only to the end user of electromagnetic locks that the PC Board will be free from defects in material and workmanship for a period of **18 months** from the date of shipment.


ROFU® Electric Strike & Accessories Warranty: ROFU's® warranty shall expire three years from the date of shipment for electric strikes and one year from the date of shipment for all other catalog items and for electronic components.

As a condition for the performance of this warranty, a purchaser shall upon first discovery of any claimed defect deliver the subject merchandise or part asserting a claim pursuant to this warranty within 30 days after first discovery of any claimed defect to: ROFU® International Corp.. A return authorization (RA#) must be obtained from ROFU® before product can be returned. To obtain a return authorization (RA#) contact ROFU® at 800-255-7638 or via email at techhelp@rofu.ws.

ROFU® shall not be liable to the purchaser or anyone else for damages, including but not limited to consequential damages and damages by reason of injury to any person, due to any defect in or malfunction of the product or any part or parts thereof, or for any other reason.

EXCEPT AS STATED ABOVE, ROFU® MAKES NO WARRANTIES WHATSOEVER EITHER EXPRESS OR IMPLIED AS TO ANY MATTER INCLUDING WITHOUT LIMITATION THE CONDITION OF ITS PRODUCTS, THEIR MERCHANTABILITY OR THEIR FITNESS FOR ANY PARTICULAR PURPOSE.

DISCLAIMERS / ROFU POLICIES

- The reference charts included in this price list were prepared based on information available to us at the time of printing. The manufacturers shown have more accurate data available for your use. The charts are intended for reference purposes; they are subject to change without notice.
- **ROFU, FAFIX and KEYMAX** are registered trademarks of ROFU® International Corporation and *may not* be used without the *prior* written consent of ROFU International Corporation.
- **ROFU® is not responsible for typographical errors included in this price list.**
- **Deliveries:** Delivery time based on our best estimate, and can not be guaranteed or legally binding.
- **Drop Shipments:** Drop shipments **may** be subject to a 10% surcharge; minimum order handling charges will be added when applicable.
- **Minimum Order: Handling charges will be added to ALL orders under \$100.00 net.**
- Some ROFU products are RoHS compliant, please call if you have questions. 
- Some ROFU products are UL listed in the USA and Canada, please call if you have questions. 