



Door Controls International™

PRICE BOOK NO. 20
EFFECTIVE JULY 1, 2011

2362 Bishop Circle East • Dexter, MI 48130
800.742.3634 • fax: 800.742.0410
www.doorcontrols.com • email: sales@doorcontrols.com

TERMS AND CONDITIONS

GENERAL TERMS AND CONDITIONS OF SALE

All sales by Door Controls International of the items in this price list are made in accordance with these standard terms and conditions. All prices are per unit (each) unless otherwise specified and do not include sales or local taxes.

PRICES

Orders are acknowledged with the understanding that they will be invoiced at prices in effect at the time of shipment. Except in cases where firm prices have been quoted on contract orders. All prices are subject to change without prior notice.

TERMS

1% 10 days, Net 30 days. Late charge of 1 1/2% per month on past due invoices.

MINIMUM INVOICE

No order will be invoiced for less than \$50.00 plus shipping charges.

FREIGHT POLICIES

All goods are shipped F.O.B. factory, Dexter, Michigan. Full freight will be allowed on all orders of \$1,000 Net within the continental United States excluding Hawaii and Alaska for DCI & AX Lines, (Coordinators, Flush Bolts, Door, Wall, & Floor Stops, and other auxiliary products) and \$3,000 Net for Pannex (Exit Devices) and AC Lines (Magnet, Power Supplies, & accessories). In addition, full freight will be allowed for orders of \$3,000 Net, which are a combination of product lines. Example: Pannex & DCI Lines. Carrier to be selected by Door Controls International. Air Freight and other requested shipments are at the expense of the consignee or customer. COD freight charges are to be paid by consignee or customer.

RETURN GOODS

Return goods will not be accepted without prior approval, and a Return Goods Authorization number (RGA) issued by the Customer Service Department. Merchandise will only be received when accompanied by a RGA. All merchandise must be returned prepaid and packaged properly in original cartons, and not modified or installed. Full credit or replacement will be made at the option of the company if goods were shipped in error or defective in materials or workmanship. Other authorized goods to be returned for credit will be charged \$50.00 for handling and restocking or 30% of the net invoice amount whichever is greater. Cash refunds will not be issued, and merchandise returned after 6 months from date of shipment, and special ordered merchandise are non-returnable.

CANCELLATIONS

Cancellation of orders specifying standard stock merchandise will be accepted only if made in writing and received one week prior to scheduled ship date. Special or custom orders for non stock merchandise may not be cancelled after order is acknowledged.

CLAIMS

Please notify us promptly of any discrepancy in shipments or invoicing. All claims to be reported to us one week after acceptance of merchandise. Claim report shall include purchase order number and invoice number. No claim for damage, shortage, or loss in transit will be accepted unless notice in writing is given to the carrier and to us within 10 days of receipt of goods.

BACK CHARGES

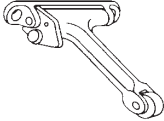
Door Controls International is not responsible for, does not authorize, and will not accept charges for the cost of labor, or material incurred by anyone for installation, repair, service, or replacement to any product of our manufacture unless specifically authorized by any officer of the company.

LIMITED WARRANTY

A copy of the limited warranty for all products is available upon request.

ITEM NO.	DESCRIPTION	PAGE NO.	ITEM NO.	DESCRIPTION	PAGE NO.
AB/C	MOUNTING BRACKETS	2	8BFB	BOTTOM FIRE BOLT	2, 3
BBU	BATTERIES	13	905	SELF LATCHING FLUSH BOLT	3
CB	CARRY BAR.....	2	942	AUTOMATIC FLUSH BOLTS	2
CK	CABLE KIT FOR BATTERIES	13	945	SELF LATCHING FLUSH BOLT	3
DL418	DOOR LOOP.....	14	962	AUTOMATIC FLUSH BOLTS	2
EXIT	EXIT SIGN FOR PUSH BUTTONS	14	9BFB	BOTTOM FIRE BOLT	2, 3
KTD	TIME DELAY FOR KEY SWITCHES.....	13	1008	SURFACE BOLTS	3
LED	INDICATOR FOR KEY SWITCHES	13	1012	SURFACE BOLTS	3
LP-12 / 24 V	LAMP TO ILLUMINATE	14	1200	RIM EXIT DEVICES	8
	PUSH BUTTONS		1210	RIM ALARM DEVICES.....	8
PS17 – PSL30	POWER SUPPLIES	12,13	1220	RIM ALARM DEVICES.....	8
PS17-TD2	POWER SUPPLY W/	12,13	1230	RIM ALARM DEVICES.....	8
	TIME DELAY SYSTEM		1300	ELECTRONIC EXIT DEVICES.....	9
PS17-TD2-15	POWER SUPPLY W/	12,13	1310	ELECTRONIC ALARM DEVICES	9
	TIME DELAY SYSTEM – UBC		1320	ELECTRONIC ALARM DEVICES	9
PTD	TIME DELAY FOR PUSH BUTTONS.....	14	1330	ELECTRONIC ALARM DEVICES	9
WR	WEATHER RESISTANT	13	1401	ELECTROMAGNETIC LOCKS	12
	ESCUTCHEON PLATE		1405	ELECTROMAGNETIC LOCKS	12
01–03	PANNEX TRIM	6	3104	HOLDERS – KICK DOWN	4
08–14	PANNEX TRIM	7	3105	HOLDERS – KICK DOWN	4
8S	DOOR SILENCERS	6	3114	HOLDERS – KICK DOWN	4
9S	DOOR SILENCERS	6	3115	HOLDERS – KICK DOWN	4
10	ALARM MODULE	10	3200	WALL BUMPER – CAST	4
20	ALARM MODULE	10	3201	WALL BUMPER – CAST	4
30	ALARM MODULE	10	3210	WALL BUMPERS – WROUGHT	4
80	DUST PROOF STRIKE	3	3211	WALL BUMPERS – WROUGHT	4
81	DUST PROOF STRIKE	3	3252	WALL STOP.....	4
82	DUST PROOF STRIKE	3	3260	WALL STOP.....	4
101–135	SQ TEMPLATES	1	3267	WALL STOP – HOOK	4
120	SWITCH BAR	10	3300	DOMESTOP – RISER	4
200	KEY SWITCHES	13	3310	DOMESTOP	4
210	KEY SWITCHES	13	3320	DOMESTOP	4
300	PUSH BUTTONS	14	3330	FLOOR STOP	5
310	PUSH BUTTONS.....	14	3340	FLOOR STOP	5
320	EXIT MUSHROOM BUTTONS	14	3347	FLOOR STOP – HOLDER	5
340	MUSHROOM BUTTONS	14	3360	FLOOR STOP	5
400	PASSIVE INFRARED DETECTOR	14	3367	FLOOR STOP – HOLDER	5
500	COORDINATORS.....	1	3467	AUTOMATIC DOOR HOLDERS	5
600	COORDINATORS.....	1	3468	AUTOMATIC DOOR HOLDERS	5
780	FLUSH BOLTS	2	3469	AUTOMATIC DOOR HOLDERS	5
785	FLUSH BOLTS	2	3470	AUTOMATIC DOOR HOLDERS	5
790	FLUSH BOLTS	2	3487	AUTOMATIC DOOR HOLDERS	5
805	SELF LATCHING FLUSH BOLT	3	4030	ADJ. ROLLER LATCH	5
842	AUTOMATIC FLUSH BOLTS	2	4040	ADJ. ROLLER LATCH	6
845	SELF LATCHING FLUSH BOLTS	3	PARTS	MISCELLANEOUS	17

COORDINATORS & ACCESSORIES

PRODUCT	CAT. NO.	DESCRIPTION	FINISHES	LIST EACH
	500	GRAVITY COORDINATOR 7" Projection Solid Brass or Bronze. UL Listed	US3, 10, 26D US10B, 26	82.00 83.00


600 Series Ordering Information:

Coordinator Series 6 + Total Width of the Opening = Coordinator Size

Examples: Width of Active Door + Width of Inactive Door = Total Width of the Opening

24" Active Door +	24" Inactive Door =	48" Opening =	N-648 Coordinator
36" Active Door +	12" Inactive Door =	48" Opening =	NX-648 Coordinator
36" Active Door +	24" Inactive Door =	60" Opening =	660 Coordinator
36" Active Door +	36" Inactive Door =	72" Opening =	672 Coordinator
42" Active Door +	42" Inactive Door =	84" Opening =	684 Coordinator
48" Active Door +	48" Inactive Door =	96" Opening =	696 Coordinator
48" Active Door +	48" Inactive Door =	96" Opening =	L-696 Coordinator


Order the L-6 Series for Active Doors over 42" when using a Vertical Rod on the Inactive Door.



600 SERIES SOFFIT MOUNTED COORDINATORS LESS FILLER UL LISTED

N-634	32" Mechanism; Active Door width up to - 28"	PC 94.00	US28 98.00
NX-644	42" Mechanism; Active Door width up to - 38"	PC 95.00	US28 99.00
654	52" Mechanism; Active Door width up to - 48"	PC 96.00	US28 100.00
L-662	60" Mechanism; Active Door width up to - 56"	PC 106.00	US28 110.00
XL-668	66" Mechanism; Active Door width up to - 62"	PC 113.00	US28 117.00

plated finishes upon request



600 SERIES COORDINATORS COMPLETE WITH MECHANISM AND FILLER

N-635 thru N-654	32" Coordinator with filler, opening from 35" to 54"	PC 98.00	US28 102.00
NX-645 thru NX-654	42" Coordinator with filler, opening from 45" to 54"	PC 99.00	US28 103.00
655 thru 672	52" Coordinator with filler, opening from 55" to 72"	PC 101.00	US28 105.00
673 thru 684	52" Coordinator with filler, opening from 73" to 84"	PC 104.00	US28 108.00
685 thru 696	52" Coordinator with filler, opening from 85" to 96"	PC 108.00	US28 112.00
L-696 thru L-6112	60" Coordinator with filler, opening from 96" to 112"	PC 122.00	US28 126.00
XL-6113 thru XL-6120	66" Coordinator with filler, opening from 113" to 120"	PC 142.00	US28 147.00

plated finishes upon request

Active Door width will determine the length of the coordinator mechanism.

FACTORY CUT OUTS

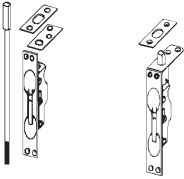
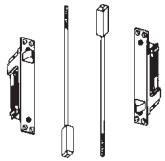
SQ101	Von Duprin	8847, 5547F	Concealed Rod Activator	32.00
SQ102	Von Duprin	8827F	Mortise Top Latch	50.00
SQ103	Von Duprin	9947	Concealed Rod Activator	32.00
SQ105	Russwin/Corbin	ED6400A	Mortise Top Latch	32.00
SQ107	Monarch	17C, 18C	Concealed Rod Activator	32.00
SQ107	Precision	1800, FL1800	Concealed Rod Activator	32.00
SQ108	Adams Rite	3100-8100	Vertical Rod Post	14.25
SQ108	600 Series Prepped for Fire Rated Surface Applied Strikes			14.25
SQ135	600 Series with Pocket Frame or Swing Clear Hinges			52.00

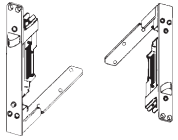
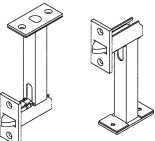
Note: Use AB/C Brackets for mounting non-labeled soffit Applied Surface Strikes, and/or soffit mounted hardware. For SQ Factory Cut Outs: Specify Single or Double Cut Outs, and Width of Active Door.

COORDINATORS & ACCESSORIES

PRODUCT	CAT. NO.	DESCRIPTION	FINISHES	LIST EACH
	AB SQ AB	Soffit widths 7/8-2 1/4" Mounting Brkts 5" Special Lengths	PC 14.80 40.00/ft	US28 19.00
	C SQ C	Soffit widths over 2 1/4" Mounting Brkts 5" Special Lengths	PC 14.80 40.00/ft	US28 19.00
	CB	Carry Bar	PC US3, 4, 26, 26D, 32, 32D US10, 10B	24.00 32.00 36.00
	18 5/8" 42 5/8"	Filler Bars for Jamb Openings 636" to 672" Filler Bars for Jamb Openings 673" to 696"	PC 14.00 PC 22.00	US28 18.00 US28 26.00

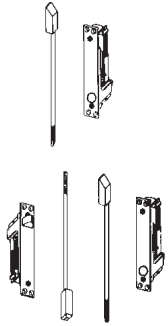
DOOR BOLTS

PRODUCT	CAT. NO.	DESCRIPTION	FINISHES	LIST EACH
MANUAL FLUSH BOLT				
UL Listed, ANSI Template				
	780F	1" Single Manual Flush Bolt, Metal Doors	US3, 4, 10, 26D US10B, 26	18.50 19.00
	785F	1 1/4" Single Manual Flush Bolt, Metal Doors	US3, 4, 10, 26D U10B, 26	33.00 33.00
	790F	1" Single Manual Flush Bolt, Wood Doors	US3, 4, 10, 26D US10B, 26	28.00 29.00
Packaged Two Bolts Per Carton				
AUTOMATIC FLUSH BOLTS				
UL Listed for Metal Doors, ANSI Template				
	840	Single Automatic Flush Bolt	US3, 4, 10, 10B, 26, 26D, 32, 32D	78.00
	842	Set of Automatic Flush Bolts	US3, 4, 10, 10B, 26, 26D, 32, 32D	138.00
	840-Finish/8BFB	Single Top Bolt & Bottom Fire Bolt	US3, 4, 10, 10B, 26, 26D, 32, 32D	138.00
	CPK-840	Cover Plate Kit for Bottom 840 Prep	US3, 4, 10, 10B, 26, 26D, 32, 32D	9.00

AUTOMATIC FLUSH BOLTS				
UL Listed for Wood Doors, ANSI Template				
	940	Single Automatic Flush Bolt	US3, 4, 10, 10B, 26, 26D, 32, 32D	82.00
	942	Set of Automatic Flush Bolts	US3, 4, 10, 10B, 26, 26D, 32, 32D	146.00
	940-Finish/9BFB	Single Top Bolt & Bottom Fire Bolt	US3, 4, 10, 10B, 26, 26D, 32, 32D	146.00
	960	Single Automatic Flush Bolt	US3, 4, 10, 10B, 26, 26D, 32, 32D	84.00
	962	Set of Automatic Flush Bolts	US3, 4, 10, 10B, 26, 26D, 32, 32D	150.00
	960-Finish/9BFB	Single Top Bolt & Bottom Fire Bolt	US3, 4, 10, 10B, 26, 26D, 32, 32D	150.00

DOOR BOLTS

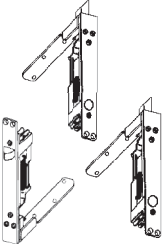
PRODUCT	CAT. NO.	DESCRIPTION	FINISHES	LIST EACH
---------	----------	-------------	----------	-----------



SELF-LATCHING FLUSH BOLTS

UL Listed for Metal Doors, ANSI Template

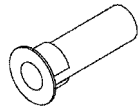
805	Top Self-Latching Flush Bolt	US3, 4, 10, 10B, 26, 26D, 32, 32D	78.00
845	Top Self-Latching & Bottom Automatic Flush Bolt	US3, 4, 10, 10B, 26, 26D, 32, 32D	138.00
805-Finish/8BFB	Single Top Bolt & Bottom Fire Bolt	US3, 4, 10, 10B, 26, 26D, 32, 32D	138.00
CPK-840	Cover Plate Kit for Bottom 840 Prep	US3, 4, 10, 10B, 26, 26D, 32, 32D	9.00



SELF-LATCHING FLUSH BOLTS

UL Listed for Wood Doors, ANSI Template

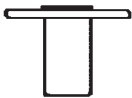
905	Top Self-Latching Flush Bolt	US3, 4, 10, 10B, 26, 26D, 32, 32D	82.00
945	Top Self-Latching & Bottom Automatic Flush Bolt	US3, 4, 10, 10B, 26, 26D, 32, 32D	146.00
905-Finish/9BFB	Single Top Bolt & Bottom Fire Bolt	US3, 4, 10, 10B, 26, 26D, 32, 32D	146.00



8BFB	Bottom Fire Bolt - Metal Door	US32D	68.00
9BFB	Bottom Fire Bolt - Wood Door	US32D	72.00

TRIM PACKAGE FOR AUTOMATIC & SELF LATCHING BOLTS

T805, T840, T905, T940	US3, 4, 10, 10B, 26, 26D, 32, 32D	13.50
T960	US3, 4, 10, 10B, 26, 26D, 32, 32D	10.80
T842, T845, T942, T945	US3, 4, 10, 10B, 26, 26D, 32, 32D	25.00
T962	US3, 4, 10, 10B, 26, 26D, 32, 32D	20.00

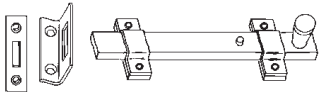


DUST PROOF STRIKES

80	With Mounting Plate	32, 32D	16.00
81	Less Mounting Plate	32, 32D	15.00
82	Universal Dust Proof Strike	US3, 4, 10, 26D US10B, 26	17.00 17.50

SURFACE DOOR BOLTS

UL Listed





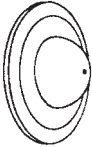
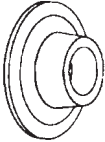
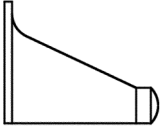
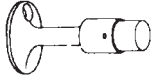

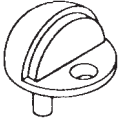

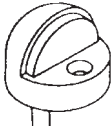
1008F	8" Bolt	US26D	19.00
1012F	12" Bolt	US26D	25.00

SURFACE DOOR BOLTS FOR PADLOCK APPLICATION



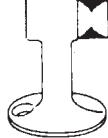
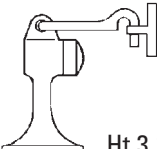
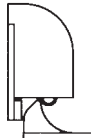
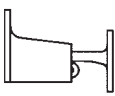


1008P	8" Bolt	US26D	53.00
1012P	12" Bolt	US26D	64.00


BUMPERS, STOPS & HOLDERS

PRODUCT	CAT. NO.	DESCRIPTION	FINISHES	LIST EACH
	3104	4" Cast Iron	Sprayed AL, BRZ	9.30
	3105	5" Cast Iron	Sprayed AL, BRZ	10.00
	3114	4" Cast Brass or Bronze	US3, 4, 10, 26D	23.00
			US10B, 26	23.50
	3115	5" Cast Brass or Bronze	US3, 4, 10, 26D	24.00
	RS	Replacement Rubber Shoe for 3104/3105, Threaded	US10B, 26	25.00
	RS-1	Replacement Rubber Shoe for 3104/3105, Screw Type		2.60
	3200T	Convex-Cast w/ Universal Mtg. Pkg	US3, 4, 10, 10B, 26, 26D	7.30
	3210T	Convex-Wrought w/ Universal Mtg. Pkg	US3, 4, 10, 10B, 26, 26D, 32, 32D	3.40
	300C	Concave-Rubber; Mastic Only		2.40
	3201T	Concave-Cast w/ Universal Mtg. Pkg	US3, 4, 10, 10B, 26, 26D	7.30
	3211T	Concave-Wrought w/ Universal Mtg. Pkg	US3, 4, 10, 10B, 26, 26D, 32, 32D	3.40
	3252T	Angle Wall Stop Machine & Lag Screws With Expansion Shields	US26D	34.00
 Proj 3 7/8"	3260X	Wall Stop Machine & Lag Screws With Expansion Shields	US3, 4, 10, 26D US10B, 26	22.00 22.20
 Proj 3 7/8"	3267X	Wall Stop w/Hook Machine & Lag Screws With Expansion Shields	US3, 4, 10, 26D US10B, 26	30.00 30.20
	3310X	Dome Stop-Small Plastic Anchors & Tampins	US3, 4, 10, 26D US10B, 26	4.70 4.85
	3300R	3/8" Stack Riser	US3, 4, 10, 10B, 26, 26D	3.10
	3320X	Dome Stop-Large Plastic Anchors & Tampins	US3, 4, 10, 26D US10B, 26	5.45 5.60



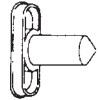
STOPS & HOLDERS

PRODUCT	CAT. NO.	DESCRIPTION	FINISHES	LIST EACH
 Ht 2"	3330X	Floor Stop Machine & Lag Screws With Expansion Shields	US3, 4, 10, 26D US10B, 26	20.00 20.20
	3340X	Floor Stop Machine & Lag Screws With Expansion Shields	US3, 4, 10, 26D US10B, 26	22.00 22.20
 Ht 2 7/8"	3347X	Floor Stop w/Holder Machine & Lag Screws With Expansion Shields	US3, 4, 10, 26D US10B, 26	35.00 35.40
 Ht 3 1/8"	3360X	Floor Stop Machine & Lag Screws With Expansion Shields	US3, 4, 10, 26D US10B, 26	22.00 22.30
 Ht 3 15/16"	3367X	Floor Stop w/Hook Machine & Lag Screws With Expansion Shields	US3, 4, 10, 26D US10B, 26	31.00 31.50
	3467X	Automatic Door Holder 1/2" Door to Floor Clearance	US3, 4, 10, 10B, 26, 26D	51.00
	3468X	Automatic Door Holder 9/16"-1-1/16" Door to Floor Clearance	US3, 4, 10, 10B, 26, 26D	57.00
	3469X	Automatic Door Holder 1-1/8"-1-9/16" Door to Floor Clearance	US3, 4, 10, 10B, 26, 26D	60.00
	3470X	Automatic Door Holder 1-5/8"-2-1/16" Door to Floor Clearance	US3, 4, 10, 10B, 26, 26D	69.00
	3487X	Automatic Door Holder With Wall Strike	US3, 4, 10, 10B, 26, 26D	45.00

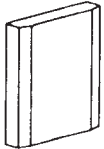



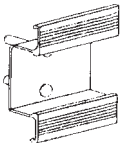
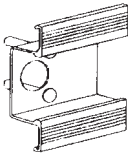
MISCELLANEOUS DOOR HARDWARE

PRODUCT	CAT. NO.	DESCRIPTION	FINISHES	LIST EACH
	4030	Adjustable Roller Latch Cast Strike	US3, 4, 10, 10B, 26, 26D	35.00
		Specify Strike		
Strikes Only	4030A	Standard Cast Strike	US3, 4, 10, 10B, 26, 26D	13.00
	4030B	ANSI – 161 Series Strike		
	4030C	ANSI – 86 Series Strike		

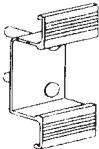
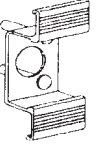
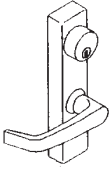
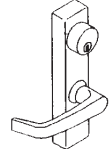
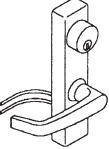
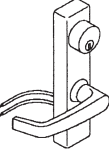
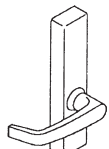
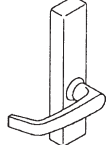
MISCELLANEOUS DOOR HARDWARE

PRODUCT	CAT. NO.	DESCRIPTION	FINISHES	LIST EACH
	4040	Adjustable Roller Latch w/Stop Cast Strike	US3, 4, 10, 10B, 26, 26D	52.00
	8S	Metal Door Silencer	Gray Multiples of 100	12.00
	9S	Wood Door Silencer	Gray Multiples of 100	12.00





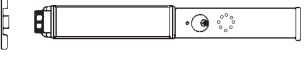


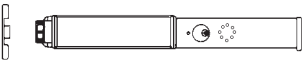


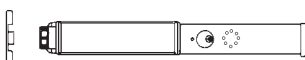
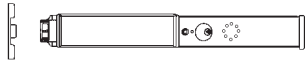

RIM EXIT DEVICE TRIM-PANNEX 1200 & 1300 SERIES

PRODUCT	CAT. NO.	DESCRIPTION	FINISHES	LIST EACH
 Width 2"	01 LTD	TRIM FOR 1200 & 1300 SERIES EXIT DEVICES Escutcheon Only Thru Bolt Mounted	US28 313	33.00 38.00
 Width 2"	03C LTD	Key Retracts Latch Escutcheon Only – Cut for Cylinder Thru Bolt Mounted	US28 313	46.00 51.00
 Width 2"	02P LTD	Escutcheon w/Pull Thru Bolt Mounted	US28 313	63.00 68.00
 Width 2"	03P LTD	Key Retracts Latch Escutcheon w/Pull – Cut for Cylinder Thru Bolt Mounted	US28 313	67.00 72.00
 Width 3 1/2"	02 EXT	Pull Thru Bolt Mounted	US28 313	22.00 24.00
 Width 3 1/2"	03 EXT	Key Retracts Latch Pull – Cut for Cylinder Thru Bolt Mounted	US28 313	26.00 28.00

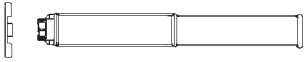
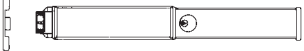
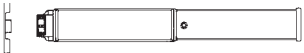
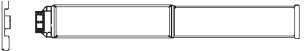
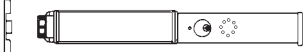
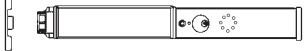
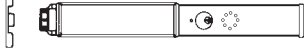
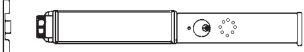





RIM EXIT DEVICE TRIM-PANNEX 1200 & 1300 SERIES

PRODUCT	CAT. NO.	DESCRIPTION	FINISHES	LIST EACH
 Width 2"	02N EXT	Pull for 2" Stile Thru Bolt Mounted	US28 313	22.00 24.00
 Width 2"	03N EXT	Key Retracts Latch Pull – Cut for Cylinder for 2" Stile Thru Bolt Mounted	US28 313	26.00 28.00
<p>Specify Hand or LHR will be supplied Handing can be field reversed Cylinders not supplied with trim. Specify MC-2 or use 1 1/8" — 1 1/4" Grade 1 mortise cylinder with Yale "8" keyway and standard Yale "A" Cam, or similar.</p>				
 Width 1 13/16"	08-L	Key Locks & Unlocks Trim Lever - Cut for Cylinder Thru Bolt Mounted	US28 313	167.00 169.00
 Width 1 13/16"	08N-L	Key Locks & Unlocks Trim Lever; Cut for Cylinder for 2" Stile Thru Bolt Mounted, Specify Hand	US28 313	167.00 169.00
 Width 1 13/16"	08E-L	Key Locks & Unlocks Trim Lever - Electrified; Cut for Cylinder Specify Hand & 12 or 24 VDC Thru Bolt Mounted; Fail Secure	US28 313	282.00 284.00
 Width 1 13/16"	08NE-L	Key Locks & Unlocks Trim Lever - Electrified; Cut for Cylinder for 2" Stile Specify Hand & 12 or 24 VDC Thru Bolt Mounted; Fail Secure	US28 313	282.00 284.00
 Width 1 13/16"	14-L	Lever retracts latch, always active Thru Bolt Mounted, Specify Hand	US28 313	164.00 166.00
 Width 1 13/16"	14N-L	Lever retracts latch, always active, For 2" Stile Thru Bolt Mounted, Specify Hand	US28 313	164.00 166.00







RIM EXIT ALARM DEVICES-PANNEX 1200, 1210, 1220, & 1230 SERIES

PRODUCT	CAT. NO.	DESCRIPTION	FINISHES	LIST EACH
	1200 A	Rim Exit No Dogging	US28 313	290.00 300.00
	1200 C	Rim Exit Cylinder Dogging Order MC-1 or use a 1" mortise cylinder with Yale "A" cam, or similar	US28 313	310.00 320.00
	1200 D	Rim Exit Cam Lock Dogging	US28 313	300.00 310.00
	1200 F	Rim Exit UL Listed for 3 hr Fire Doors	US28 313	300.00 310.00
1200 Series with No. 10 Alarm Module. Alarm operated by 1 ea. 9V battery				
	1210 A	Rim Exit Alarm Device No Dogging	US28 313	430.00 440.00
	1210 D	Rim Exit Alarm Device Cam Lock Dogging	US28 313	440.00 450.00
	1210 F	Rim Exit Alarm Device UL Listed for 3 hr Fire Doors	US28 313	440.00 450.00
1200 Series with No. 20 Alarm Module. Alarm operated by 10 to 26 VDC remote power, with 1 ea. 9 V battery backup.				
	1220 A	Rim Exit Alarm Device No Dogging	US28 313	480.00 490.00
	1220 D	Rim Exit Alarm Device Cam Lock Dogging	US28 313	490.00 500.00
	1220 F	Rim Exit Alarm Device UL Listed for 3 hr Fire Doors	US28 313	490.00 500.00
1200 Series with No. 30 Alarm Module. Alarm Operated by 10 to 26 VDC remote power.				
	1230 A	Rim Exit Alarm Device No Dogging	US28 313	470.00 480.00
	1230 D	Rim Exit Alarm Device Cam Lock Dogging	US28 313	480.00 490.00
	1230 F	Rim Exit Alarm Device UL Listed for 3 hr Fire Doors	US28 313	480.00 490.00
		Red Powder Coated	28R	
		Red Powder Coated - Housing Only	28R/H	
		Red Powder Coated - Push Bar Only	28R/P	
			Pricing Available Upon Request	
Order MC-1 or use 1" Mortise Cylinder w/ Yale "A" cam, or similar.		48" Devices Prefix "L" for Exit Devices 37" to 48" Long Example: L1210A x US28	US28 313	Add 40.00 Add 50.00


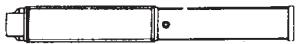



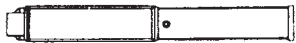
ELECTRONIC RIM EXIT ALARM DEVICES-PANNEX 1300, 1310, 1320, & 1330 SERIES

PRODUCT	CAT. NO.	DESCRIPTION	FINISHES	LIST EACH
Dual-voltage (12 VDC or 24 VDC) continuous-duty solenoid for remote lock/unlock.				
	1300 A	Electronic Rim Exit Device No Dogging	US28 313	510.00 520.00
	1300 C	Electronic Rim Exit Device Cylinder Dogging Order MC-1 or use a 1" Mortise Cylinder w/ Yale "A" Cam, or similar.	US28 313	530.00 540.00
	1300 D	Electronic Rim Exit Device Cam Lock Dogging	US28 313	520.00 530.00
	1300 F	Electronic Rim Exit Device UL Listed for 3 hr Fire Doors	US28 313	520.00 530.00
1300 Series with No. 10 Alarm Module. Alarm operated by 1 ea. 9 V Battery.				
	1310 A	Electronic Rim Alarm Device No Dogging	US28 313	660.00 670.00
	1310 D	Electronic Rim Alarm Device Cam Lock Dogging	US28 313	670.00 680.00
	1310 F	Electronic Rim Alarm Device UL Listed for 3 hr Fire Doors	US28 313	670.00 680.00
1300 Series with No. 20 Alarm Module. Alarm operated by 10 to 26 VDC remote power, with 1 ea. 9 V battery backup.				
	1320 A	Electronic Rim Alarm Device No Dogging	US28 313	700.00 710.00
	1320 D	Electronic Rim Alarm Device Cam Lock Dogging	US28 313	710.00 720.00
	1320 F	Electronic Rim Alarm Device UL Listed for 3 hr Fire Doors	US28 313	710.00 720.00
1300 Series with No. 30 Alarm Module. Alarm Operated by 10 to 26 VDC remote power.				
	1330 A	Electronic Rim Alarm Device No Dogging	US28 313	680.00 690.00
	1330 D	Electronic Rim Alarm Device Cam Lock Dogging	US28 313	690.00 700.00
	1330 F	Electronic Rim Alarm Device UL Listed for 3 hr Fire Doors	US28 313	690.00 700.00
		Red Powder Coated	28R	
		Red Powder Coated - Housing Only	28R/H	
		Red Powder Coated - Push Bar Only	28R/P	
			Pricing Available Upon Request	
		48" Devices		
Order MC-1 or use 1" Mortise Cylinder w/ Yale "A" cam, or similar.		Prefix "L" for Exit Devices 37" to 48" Long	US28	Add 40.00
		Example: L1300A x US28	313	Add 50.00

ALARM MODULES FOR PANNEX 1200 & 1300 RIM EXIT DEVICES

PRODUCT	CAT. NO.	DESCRIPTION	FINISHES	LIST EACH
No. 10 Alarm Module operated by 1 ea. 9 VDC Battery.				
	10 A	Alarm Module No Dogging	US28 313	150.00 152.00
	10 D	Alarm Module Cam Lock Dogging	US28 313	160.00 162.00
No. 20 Alarm Module operated by 10 to 26 VDC Remote Power, with 1 ea. 9 VDC battery backup.				
	20 A	Alarm Module No Dogging	US28 313	200.00 202.00
	20 D	Alarm Module Cam Lock Dogging	US28 313	210.00 212.00
No. 30 Alarm Module operated by 10 to 26 VDC Remote Power.				
	30 A	Alarm Module No Dogging	US28 313	195.00 197.00
	30 D	Alarm Module Cam Lock Dogging	US28 313	210.00 212.00
		Prefix "L" for Devices 37" to 48" Long	US28 313	16.00 18.00

ELECTRIC SWITCH BARS - PANNEX 120 SERIES

PRODUCT	CAT. NO.	DESCRIPTION	FINISHES	LIST EACH
	120A	Push Bar Only	US28 313	210.00 220.00
	120D	Push Bar Only Cam Lock Dogging	US28 313	220.00 230.00
	120A-SS1	Push Bar Only with SPDT Switch	US28 313	250.00 260.00
	120A-SS2	Push Bar Only with two SPDT Switch	US28 313	270.00 280.00
	120D-SS1	Push Bar Only with SPDT Switch Cam Lock Dogging	US28 313	260.00 270.00
	120D-SS2	Push Bar Only with two SPDT Switch Cam Lock Dogging	US28 313	280.00 290.00
		Red Powder Coated	28R	
		Red Powder Coated - Housing Only	28R/H	
		Red Powder Coated - Push Bar Only	28R/P	
			Pricing Available Upon Request	
		48" Devices		
		Prefix "L" for Exit Devices 37" to 48" Long	US28	Add 40.00
		Example: L120A-SS1 x US28	313	Add 50.00

ELECTRICAL SWITCH MODULES FOR 1200 & 1300 SERIES PANNEX DEVICES

PRODUCT	CAT. NO.	DESCRIPTION	LIST EACH
		Switches are activated by the push bar.	
Suffixes	SS1	Mechanical Signal Switch; SPDT for 1200, 1300 & 120 Devices	55.00
To Cat. Nos.	SS2	Mechanical Signal Switch; two SPDT for 1200, 1300 & 120 Devices	68.00
	SS1-W	Weatherproof Mechanical Signal Switch; SPDT for 1200, 1300, & 120 Devices	90.00
	SS2-W	Weatherproof Mechanical Signal Switch; SPDT for 1200, 1300, & 120 Devices	103.00
		Switches are activated by the push bar.	
	SS1-A-10	Electronic Signal Switch, SPDT for the No. 10 Alarm Exit Device	100.00
	SS1-A-20	Electronic Signal Switch, SPDT for the No. 20 Alarm Exit Device	100.00
	SS1-A-30	Electronic Signal Switch, SPDT for the No. 30 Alarm Exit Device	100.00
		Switches are deactivated when alarm is in "OFF" position.	
	SS2-A-20	Electronic Signal Switch, two SPDT for the No. 20 Alarm Exit Device	105.00
	SS2-A-30	Electronic Signal Switch, two SPDT for the No. 30 Alarm Exit Device	105.00
	SS1-L	Mechanical Signal Switch; SPDT for 08L & 14L Lever Trim	96.00
	LMS	LMS Lock Monitor Switch installed in the 1200 and 1300 Series Rim Exit Devices: Monitors latch in the locked or unlocked position. Where outside key operation is required, the LMS activates the alarm, or terminates power to electromagnetic locks.	90.00

DOGGING MODULES FOR 1200 & 1300 SERIES PANNEX DEVICES

PRODUCT	CAT. NO.	DESCRIPTION	FINISHES	LIST EACH
	CBD-36"	Cam Lock Dog Module x 36"	US28 & 313	36.00
	CBD-48"	Cam Lock Dog Module x 48"	US28 & 313	39.00
	CKD-36"	Cylinder Key Dog Module x 36"	US28 & 313	51.00
	CKD-48"	Cylinder Key Dog Module x 48"	US28 & 313	53.00
		Cylinder Dogging order MC-1 or use a 1" Mortise Cyl. w/ Yale Cam (.718)		

CAM DOGGING MODULES FOR ALARMED PANNEX DEVICES

PRODUCT	CAT. NO.	DESCRIPTION	FINISHES	LIST EACH
	CBD/A-36"	Cam Dogging Module x 36"	US28 & 313	40.00
	CBD/A-48"	Cam Dogging Module x 48"	US28 & 313	44.00

ALARM MODULE ACCESSORIES

PRODUCT	CAT. NO.	DESCRIPTION	LIST EACH
		Push Bar Alarm Insert	
	SIGN-28	36" Red Lettering - Emergency Exit Only Alarm Will Sound	5.50
	SIGN-313	36" White Lettering - Emergency Exit Only Alarm Will Sound	5.50
	SIGN-28L	48" Red Lettering - Emergency Exit Only Alarm Will Sound	11.50
	SIGN-313L	48" White Lettering - Emergency Exit Only Alarm Will Sound	11.50
	SIGN-PTE	36" White Lettering - Push To Exit	6.80
	SIGN-PTL	48" White Lettering - Push To Exit	12.80
	SIGN-WALL	Red Lettering - Emergency Exit Only Alarm Will Sound	9.00

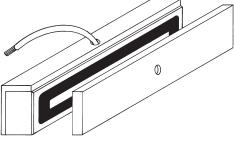
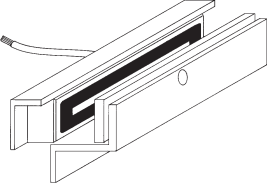
DELAYED EGRESS ALARM MODULE

PRODUCT	CAT. NO.	DESCRIPTION	LIST EACH
	30 DES	Delayed Egress Alarm Module	117.00

ELECTROMAGNETIC LOCK - RDM LOCK 1400 SERIES

Listings: UL Classified to ANSI/BHMA A156.23, Grade 1, Ranking: Over 1000 pounds holding force. UL Listed as a Releasing Device (SZNT). UL Listed as an Auxiliary Lock (GWXT). Listed by CA State Fire Marshal. Accepted by NYC MEA 292-94-E. All Listings for Indoor & Outdoor Use.

Standard Features: 1200 lbs. of holding force, patented, non-handed, field-selectable 12 / 24 VDC, suppressed inductive kickback, with no residual magnetism, and designed to reduce installation costs by requiring only two wires for hook-up and eliminating all measuring while mounting the magnet on the push side.

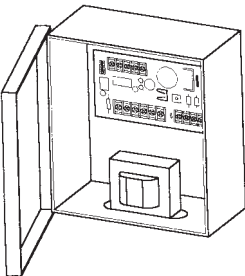
PRODUCT	CAT. NO.	DESCRIPTION	FINISHES	LIST EACH
	1401	Push-Side Mounting		
		Field Selectable 12 V or 24 VDC		
		Electromagnetic Lock and Armature	US28	420.00
		BR0 Mounting Bracket	313	460.00
		HP-1 Mounting Hardware Package		
<hr/>				
	1405	Pull-Side Mounting		
		Field Selectable 12 V or 24 VDC		
		Electromagnetic Lock and Armature	US28	510.00
		BS0: One Z Bracket & One T0 Bracket	313	550.00
		HP-2 Mounting Hardware Package		

For Other Options Consult Factory

POWER SUPPLIES

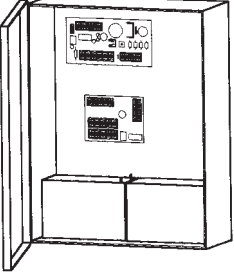
UL LISTED FOR ACCESS CONTROLS UL294, NEC CLASS 2

Standard Features: Field-selectable 12 / 24 VDC, filtered and regulated DC outputs, overcurrent protection on each output circuit, AC input & DC output monitored by SPDT relays, terminals for fire alarm relay connection, a built-in battery charging circuit automatically charges backup batteries, and supplied with NEMA 1 enclosure.

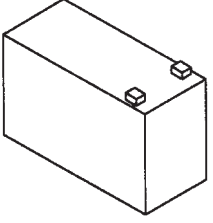
PRODUCT	CAT. NO.	DESCRIPTION	FINISHES	LIST EACH
	PS17	12 / 24 VDC @ 1.75 A; Key Cabinet Lock, with terminals for external battery backup.	Gray	290.00
	PS17-TD2	12 / 24 VDC @ 1.75 A; Time Delay System for all Special Locking Arrangements. Delayed Egress: Field-selectable 15 or 30 seconds delay for unlock. Field-selectable 0 or 1 second Nuisance Delay. Access Controlled Egress: Field-selectable 30 or 45 seconds delay for relock.	Gray	390.00
	PS17-TD2-15	12 / 24 VDC @ 1.75 A; Time Delay System for Delayed Egress: Field-selectable 0 or 1 second Nuisance Delay, with 15 seconds delay for unlock. Conforms to Uniform Building Code.	Gray	390.00

POWER SUPPLIES

UL LISTED FOR ACCESS CONTROLS UL294, NEC CLASS 2

PRODUCT	CAT. NO.	DESCRIPTION	FINISHES	LIST EACH
	PSL17	12 / 24 VDC @ 1.75 A; Keyed cabinet lock, with optional internal battery backup.	Gray	360.00
	PSL17-TD2	12 / 24 VDC @ 1.75 A; Time Delay System for all Special Locking Arrangements. Keyed cabinet lock, with optional internal battery backup. Delayed Egress: Field-selectable 0 or 1 second Nuisance Delay, and 15 or 30 seconds delay for unlock. Access Controlled Egress: Field-selectable 30 or 45 seconds delay for relock.	Gray	460.00
	PSL17-TD2-15	12 / 24 VDC @ 1.75 A; Time Delay System for Delayed Egress. Keyed cabinet lock, with optional internal battery backup. Field-selectable 0 or 1 second Nuisance Delay, with 15 seconds delay for unlock. Conforms to Uniform Building Code.	Gray	460.00
	PSL30	12 VDC @ 4.0 A or 24 VDC @ 3 A; Keyed cabinet lock, with optional internal battery backup.	Gray	560.00
Options				
	T7	7 Day Timer; Synchronous / Quartz		300.00


BATTERIES – PS17 FOR EXTERNAL, AND FOR PSL17 & PSL30 SERIES INTERNAL BATTERY BACKUP

PRODUCT	CAT. NO.	DESCRIPTION	LIST EACH
	BBU-5	5.0 Ah @ 12 V, 1 Battery with Cable Kit.	45.00
	BBU-5/2	5.0 Ah @ 24 V, 2 Batteries with Cable Kit.	90.00
	BBU-7	7.2 Ah @ 12 V, 1 Battery with Cable Kit.	55.00
	BBU-7/2	7.2 Ah @ 24 V, 2 Batteries with Cable Kit.	110.00
	BBU-12	12 Ah @ 12 V, 1 Battery with Cable Kit.	100.00
	BBU-12/2	12 Ah @ 24 V, 2 Batteries with Cable Kit.	200.00
	CK-1	Cable Kit for 1 Battery, 12 V	14.00
	CK-2	Cable Kit for 2 Batteries, 24 V	19.00
CK-3	Cable Kit for 2 Batteries, 12 V	28.00	

KEY SWITCHES

UL LISTED & INTERNATIONALLY APPROVED


Standard Features: 1/4" thick solid aluminum escutcheon, recessed for cylinder, and supplied with spanner head screws. Cylinder not included. Order MC-2 or specify 1-1/8" or 1 1/4" mortise cylinder with any cam. Adjustable switch position for cylinder compatibility.

PRODUCT	CAT. NO.	DESCRIPTION	FINISHES	LIST EACH	
	200	3" Momentary; SPDT, 6 A @ 28 VDC Key Switch.	US28, 313	105.00	
	200N	1 3/4" Momentary; SPDT, 6 A @ 28 VDC Key Switch.	US28, 313	105.00	
	210	3" Alternating; SPDT, 6 A @ 28 VDC Key Switch.	US28, 313	105.00	
	210N	1 3/4" Alternating; SPDT, 6 A @ 28 VDC Key Switch.	US28, 313	105.00	
	Options				
		KTD – 2	Electronic Time Delay adj. 0 to 60 seconds; 12 or 24 VDC, SPDT. (KTD-2 use a CY-1/2 3" x 2" switch box).		65.00
	LED	Field selectable bicolor red or green "ON" indicator.		15.00	
	WR	Weather resistant escutcheon plate	US28, 313	32.00	
	MC-2	1-1/8" standard Yale "A" cam (.718) mortise cylinder.	US28, 313	21.00	

PUSH BUTTONS

UL LISTED & INTERNATIONALLY APPROVED



Standard Features: 1/4" thick solid aluminum escutcheon, supplied with spanner head screws.

PRODUCT	CAT. NO.	DESCRIPTION	FINISHES	LIST EACH
	300	3" Momentary; DSPST NO & NC Blue Push Button.	US28, 313	105.00
	300N	1 3/4" Momentary; DSPST NO & NC Blue Push Button.	US28, 313	105.00
	310	3" Maintained; DSPST NO & NC Blue Push Button.	US28, 313	105.00
	310N	1 3/4" Maintained; DSPST NO & NC Blue Push Button.	US28, 313	105.00
Options				
	Exit	Exit Sign for Push Button.		5.00
	LP-12 V	12 V Lamp to Illuminate Push Button. 14 V @ 80 mA		7.00
	LP-24 V	24 V Lamp to Illuminate Push Button. 28 V @ 40 mA		7.00
	PTD	Electronic Time Delay adj. 0 to 60 seconds; 12 or 24 VDC, SPDT.		70.00

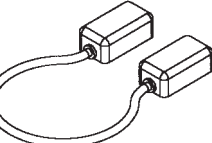
MUSHROOM BUTTONS

UL LISTED & INTERNATIONALLY APPROVED

Standard Features: 1 3/4" button diameter, oil & watertight, 1/4" thick solid aluminum escutcheon, supplied with spanner head screws.

PRODUCT	CAT. NO.	DESCRIPTION	FINISHES	LIST EACH
	320	3" Momentary; DSPST NO & NC "Exit" Red Push Button.	US28, 313	115.00
	320N	1 3/4" Momentary; DSPST NO & NC "Exit" Red Push Button.	US28, 313	115.00
	340	3" Momentary; DSPST NO & NC Red Push Button.	US28, 313	115.00
	340N	1 3/4" Momentary; DSPST NO & NC Red Push Button.	US28, 313	115.00
Options				
	PTD	Electronic Time Delay adj. 0 to 60 seconds; 12 or 24 VDC, SPDT.		70.00

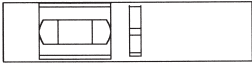
DOOR LOOPS

PRODUCT	CAT. NO.	DESCRIPTION	FINISHES	LIST EACH
	DL418	18" long Armored 1/4" I.D. flexible steel conduit.	US28, 313,	39.00
		4-18 AWG – 600 V 105° C, UL1015.	28G (Gold, 706)	39.00
		7-20 or 18 AWG – 300 V 105° C, UL1569.		
		10-22 AWG – 300 V 105° C, UL1569.		Wires not included.

MOTION DETECTOR

UL LISTED AS AN ACCESS CONTROL DEVICE

Standard Features: For "Request to Exit" applications, when motion is detected door will unlock, and relock after an adjustable delay of 0.25 to 60 seconds.

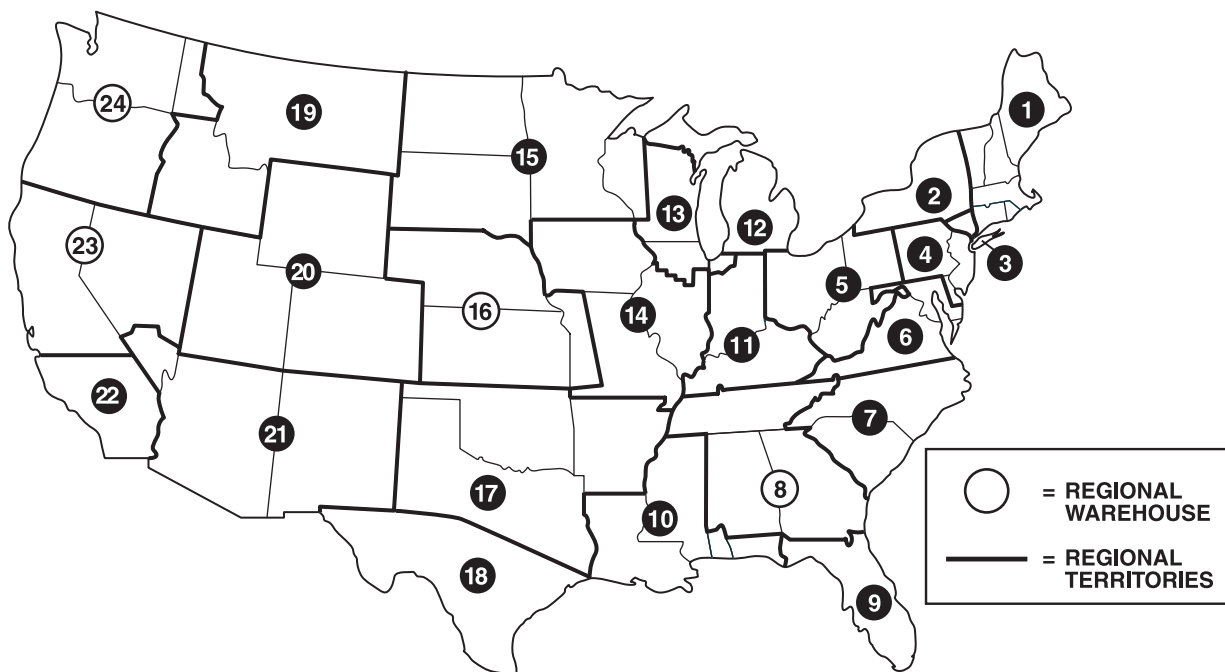
PRODUCT	CAT. NO.	DESCRIPTION	FINISHES	LIST EACH
	400	12/24 V field select AC or DC Passive	B (Black)	190.00
		Infrared Detector.	G (Light Gray)	190.00

MISCELLANEOUS PARTS

CAT NO.	DESCRIPTION	FINISHES	LIST EACH
MC-1	1" Standard Yale "A" Cam (.718") Mortise Cylinder	US28 & 313	21.00
MC-2	1 1/8" Standard Yale "A" Cam (.718") Mortise Cylinder	US28 & 313	21.00
RC-1	1" Standard Rim Cylinder	US28 & 313	21.00
DDS	Double Door Strike, with Mounting Screws for Pannex	Black Oxide	55.00
8100	Frame Strike with Mounting Hardware for Pannex		49.00
81081 BK	Black - Push Bar Insert - 36"		5.30
81081 BKL	Black - Push Bar Insert - 48"		7.80
600-3200	Coordinator Mounting Hardware Package		7.20
ABC-3000	Single AB/C Mounting Hardware Package		4.45
800-1500	1 Each Active Door Strike for AFB x Finish		4.00
800-1700	1 Each Frame & Sill Strike for AFB x Finish		4.00
805-1700	1 Each 805-905 Lip Strike for SLFB x Finish		6.80
8-32 x 1"	1 Each Mounting Screw for Active Door & Frame & Sill Strikes x Finish (2 Screws Needed) Spanner & Torx Screws		.20 Per Quote

NOTES

DCI REPRESENTATIVES



DCI products are stocked in four regional warehouses, for immediate shipment. Our product line is sold and serviced by an experienced sales force strategically located throughout the United States and Canada.

REPRESENTATIVES

- | | | | |
|---|--|--|---|
| <p>1) Berlin, CT 06037
BCS Sales, LLC
99 Clock Shop Dr.
860-829-0695
Fax: 877-230-1392</p> <p>2) Mexico, NY 13114
C.M. Squier Sales, Inc.
P.O. Box 344
315-963-1035
Fax: 315-963-1927</p> <p>3) E. Northport, NY 11731
Gagliano Enterprises Inc.
Dba C.G. Sales Co.
21 West Haven Dr.
631-462-1682
Fax: 631-462-1684</p> <p>4) Downington, PA 19335
Mid-Atlantic Agents, LTD
14 Cambridge Rd
610-458-0390
Fax: 610-458-0261</p> <p>5) West Chester, OH 45069
Barrett Group, Inc.
6170 Centre Park Dr.
800-735-7923
Fax: 800-859-9167</p> <p>6) Door Controls Int'l
800-742-3634</p> <p>7) Greer, SC 29651
Southpaw Marketing Group
1605 Locust Hill Rd., Ste. 109
864-877-8643
Fax: 864-877-9185</p> | <p>8) Tucker, GA 30084
Giles & Associates, Inc.
4713 Hammermill Rd.
770-493-8811
Fax: 770-491-1653</p> <p>9) Coral Springs, FL 33067
Belter Sales Co., Inc.
4613 University Dr. #461
954-340-1553
Fax: 954-340-1553</p> <p>10) Door Controls Int'l
800-742-3634</p> <p>11) Carmel, IN 46082-0783
Baines Builders Products
P.O. Box 783
317-846-9440
Fax: 317-574-0129</p> <p>12) Saline, MI 48176
Advanced Building Solutions,
LLC
5627 Prairie Rd.
734-429-9580
Fax: 734-429-9581</p> <p>13) Naperville, IL 60540
Great Lakes Sales
1124 Estes Court
630-579-6775
Fax: 630-579-6775</p> <p>14) St. Louis, MO 63144
D.L. Neuner Co., Inc.
3015 South Brentwood
800-775-9455
Fax: 314-962-6375</p> | <p>15) Golden Valley, MN 55422
Combs & Associates, Inc.
1100 Zane Ave North, #4
763-746-3666
Fax: 763-746-3669</p> <p>16) N. Kansas City, MO 64116
Patterson Sales, Inc.
1966 Linn St.
816-221-3322
Fax: 816-221-5566</p> <p>17) Sanger, TX 76266
I & H Associates, Inc.
2175 Switzer Rd.
940-458-5475
Fax: 940-458-5769</p> <p>18) Door Controls Int'l
800-742-3634</p> <p>19) Auburn, WA 98001
Premier Hardware Products, Inc.
1410 37th Street NW
Suite D
253-939-8115
Fax: 253-288-8784</p> <p>20) Littleton, CO 80128
R.J. Porter & Associates
7345 S. Pierce St. Suite 111
303-233-0100
Fax: 303-972-7897</p> <p>21) Phoenix, AZ 85076
Hansen Sales Group
P.O. Box 51299
480-759-5959
Fax: 480-759-6969</p> | <p>22) Temecula, CA 92589
The A&M Group
P.O. Box 893577
951-445-6892
Fax: 951-600-4496</p> <p>23) Santa Clara, CA 95054
DLR Sales
3485 Edward Ave.
408-988-1294
Fax: 408-988-2307</p> <p>24) Auburn, WA 98001
Premier Hardware Products, Inc.
1410 37th Street NW
Suite D
253-939-8115
Fax: 253-288-8784</p> |
|---|--|--|---|

